

**THE ROBERT & PATRICIA GUSSIN
SPIRITAN DIVISION OF
ACADEMIC PROGRAMS**

REPORTING PERIOD

2019-2020

**Judith R. Griggs, Ph.D.,
Director**

TABLE OF CONTENTS

INTRODUCTION

Mission, Goals, Objectives..... 2

I. ACHIEVEMENT SUMMARY / ANALYSIS..... 3

II. STUDENT LEARNING OUTCOME

A. Student Profile

- 1. Gender Distribution..... 3
- 2. Ethnic Diversity..... 4
- 3. SAT Scores..... 6
- 4. HS QPAs..... 8

B. Dean’s List..... 9

C. Freshman Students 10

D. Division Students Outcome..... 12

E. Freshman Student Assessment..... 13

F. Students assessment for Division..... 14

G. ACT 101..... 15

III. MAJOR ACCOMPLISHMENTS

A. Student Enrollment..... 16

B. Retention..... 18

C. Graduation..... 21

D. Programs & Activities..... 25

E. Budgetary Information..... 26

IV. CHALLENGES AND NEEDS..... 26

V. EXECUTIVE SUMMARY

A. Description of the Spiritan Division Retention Model..... 27

B. Mission..... 29

C. Division Student Profile Performance, Retention, and Graduation Analysis..... 30

D. Assessment

- 1. Program Assessment..... 32
- 2. Faculty Assessment..... 32

E. Revenue..... 33

THE ROBERT & PATRICIA GUSSIN SPIRITAN DIVISION OF ACADEMIC PROGRAMS
REPORTING PERIOD 2019-20

INTRODUCTION

Mission, Goals, Objectives

MISSION

The mission of the Robert and Patricia Gussin Spiritan Division of Academic Programs is to teach, support, and build futures through a diverse and inclusive community of excellence centered on ethics, service, equity and community engagement.

GOALS:

- Foster a student-centered environment
- Provide a holistic approach to learning by addressing both the affective and cognitive needs of Division students.
- Offer undergraduates individualized advising, counseling, tutoring, and instruction that promote successful completion of the Division's core curriculum as well as courses external to the division's offerings leading to eventual declaration of majors in various degree programs within schools of the university.
- Provide scholarly and cultural knowledge to effect successful transitions of first-year students into the life of the university.
- Facilitate student transitions to university programs of study.
- Advocate for a climate of inclusion, equity, and collaboration in working with colleagues across the university.
- Enforce greater transparency, efficiency measures, and accountability in Division processes and systems
- Expand service populations to create a more responsive and sustainable community.
- Pursue capital requests: endowments, grants, and fundraising campaigns.

THE ROBERT & PATRICIA GUSSIN SPIRITAN DIVISION OF ACADEMIC PROGRAMS
REPORTING PERIOD 2019-20

OBJECTIVES:

- Teach students the required skills to take responsibility for their own learning.
- Expand the use of active learning pedagogies.
- Maintain relationships with area school districts.
- Identify students' strengths and weaknesses in order to design individual programs which enable them to realize their full potential as members of the academic community.
- Enhance the academic skills development and self-confidence of students.
- Lend support to academic achievement.
- Implement a comprehensive approach to student advising.
- Assist students in their total intellectual and professional development.
- Stress the value of academic excellence to all students.
- Encourage a love of learning and service so as to promote the philosophy of life-long education and civic responsibility.
- Encourage student participation in cultural enrichment courses, programs, and activities.
- Create coherent and intentional student pathways toward transition.
- Improve retention/graduation rates and other success milestones among students with achievement gaps.
- Support cultural competency, awareness and skills.
- Increase programs that encourage interactions with people from diverse backgrounds and cultures.
- Seek input from students, employees, and other stakeholders in the evaluation and improvement of Division operations.
- Create operational processes that reflect the University's priorities and values.
- Leverage alliances with school systems, community local corporations, and foundations to expand service populations.
- Offer summer bridge programs to transfer and incoming freshmen.
- Expand endowment funding.
- Expand grant funding

THE ROBERT & PATRICIA GUSSIN SPIRITAN DIVISION OF ACADEMIC PROGRAMS
REPORTING PERIOD 2019-20

I. ACHIEVEMENT SUMMARY / ANALYSIS

A considerable portion of the Robert & Patricia Gussin Spiritan Division's progress is measured in terms of the academic success of its students. The division exceeded all four of its major goals.

Goal #1: Summer Semester: 90% freshmen will complete the summer semester with a 2.0 QPA; & at least 75% will earn all six credits offered for the term.

Outcome: 93% of earned a QPA of 2.0 or higher & 78% of summer semester students earned the maximum six credits for the term.

Goal #2: Freshman Cumulative QPA: 75% of Division freshmen will complete their first year with a cumulative QPA of 2.0 or higher.

Outcome: 78% of all fall term freshmen earned a cumulative QPA of 2.00 or higher & fall term average QPA was 2.39

Goal #3: Credits earned at the end of the freshman year: At least 40% of Division freshmen will have attained 30 or more University credits

Outcome: 52% (34 of the 65 Traditional Spiritan freshmen) attained 30 or more credits

Goal #4: Dean's List: at least 15% of the incoming freshmen students will attain Dean's List status during the year.

Outcome: 12 students attained Dean's List (17% of the 70 Division freshmen)

II. STUDENT LEARNING OUTCOME

A. STUDENT PROFILE

1. Gender Distribution

- Since inception, the Division has averaged 64.2% Male, 35.8% Female (approximately 2 males per female).
- Duquesne University's gender ratio typically averages 39% Male, 61% Female (approx. 1:2 male-to-female ratio).
- Over time, the Division has been trending toward a more balanced gender composition. The trend can be seen in the following eight-year interval summary which features a one-year overlap in each group:

<i>Cohorts 1-8</i> = 72% Male	<i>Cohorts 8-15</i> = 65% Male	<i>Cohorts 15-23</i> = 64% Male
--------------------------------------	---------------------------------------	--

THE ROBERT & PATRICIA GUSSIN SPIRITAN DIVISION OF ACADEMIC PROGRAMS
REPORTING PERIOD 2019-20

GSD GENDER DISTRIBUTION MAIN TRACKS					
COHORT - YEAR	Male	Female	Total	% Male	% Female
01-1997	13	5	18	72.2%	27.8%
02-1998	17	3	20	85.0%	15.0%
03-1999	24	4	28	85.7%	14.3%
04-2000	24	8	32	75.0%	25.0%
05-2001	74	52	126	58.4%	41.6%
06-2002	55	28	83	66.7%	33.3%
07-2003	20	10	30	64.7%	35.3%
08-2004	30	12	42	73.3%	26.7%
09-2005	21	6	27	77.8%	22.2%
10-2006	31	21	52	59.6%	40.4%
11-2007	36	18	54	66.7%	33.3%
12-2008	34	14	48	70.8%	29.2%
13-2009	43	39	82	52.4%	47.6%
14-2010	34	24	58	58.6%	41.4%
15-2011	31	19	50	62.0%	38.0%
16-2012	43	17	60	71.7%	28.3%
17-2013	34	25	59	57.6%	42.4%
18-2014	35	15	50	70.0%	30.0%
19-2015	32	15	47	68.1%	31.9%
20-2016	54	38	92	58.7%	41.3%
21-2017	65	39	104	62.5%	37.5%
22-2018	42	26	68	61.8%	38.2%
23-2019	49	30	79	62.0%	38.0%
Total	841	468	1309	64.2%	35.8%

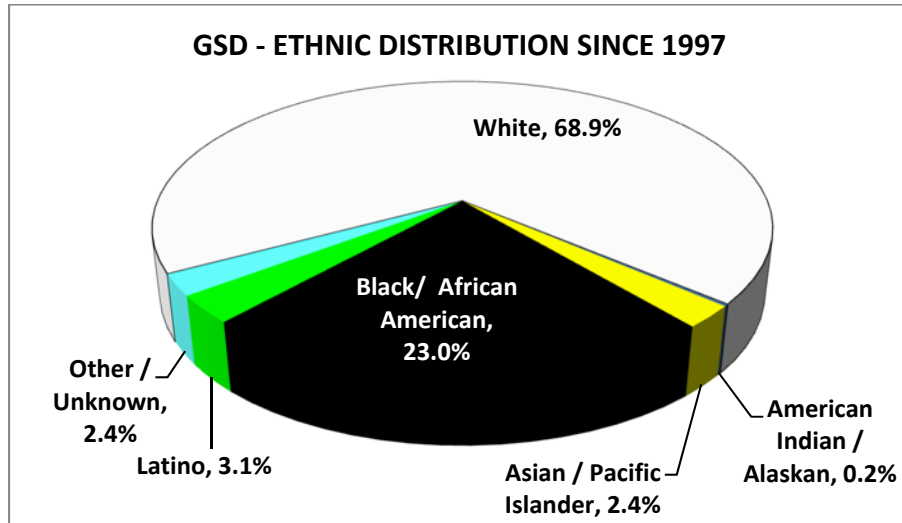
2. Ethnic Diversity

Strategic Priority #2.2, *“The student body will become more diverse and support for human diversity will become a commitment of all students.”*

An ongoing aim of the Robert & Patricia Gussin Spiritan Division is to include a high degree of diversity among our student population, faculty and staff. This, in turn, supports Duquesne University’s efforts to provide a more diverse environment. The 2019-20 freshman Cohort of 79 students included a 37.2% ethnic minority; its gender composition was 62% male, 38% female. In addition to a diverse student body, the Division’s staff is well diversified in several areas, including gender, ethnicity, religion, age and national origin. Our support staff includes individuals from Africa and the Middle East. Our tutoring staff includes individuals from Africa, Europe, Asia, and Latin America.

The Robert & Patricia Gussin Spiritan Division has a long history of inclusiveness and diversity. Overall, the Division has had 29.4% minority participation since its inception.

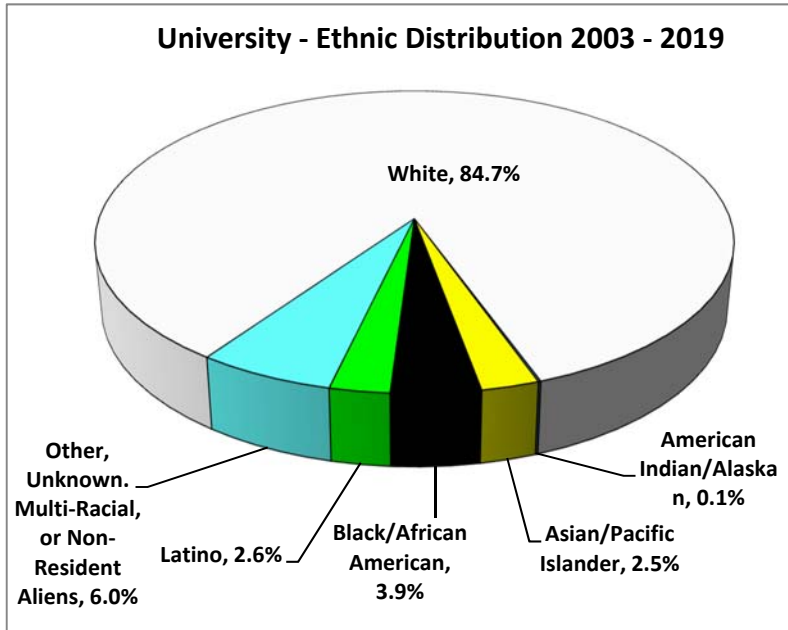
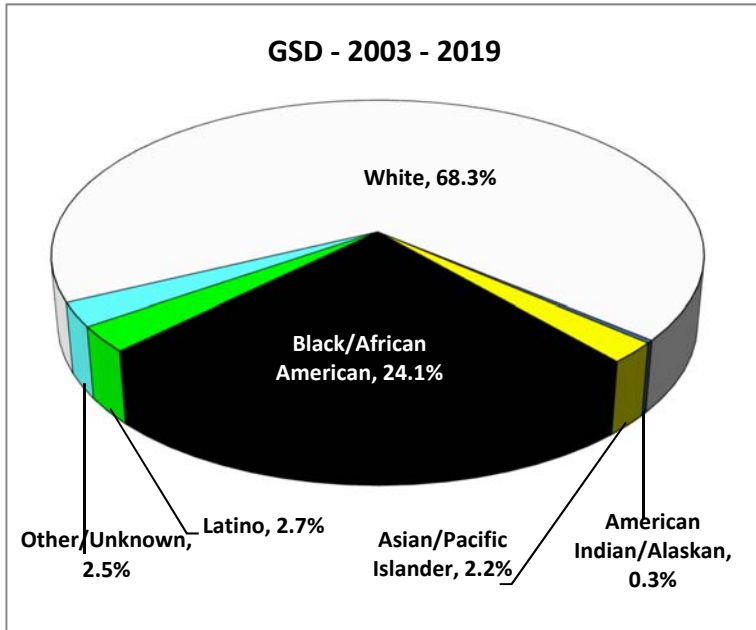
THE ROBERT & PATRICIA GUSSIN SPIRITAN DIVISION OF ACADEMIC PROGRAMS
REPORTING PERIOD 2019-20



Cohort-Year	American Indian / Alaskan	Asian / Pacific Islander	Black/ African American	Latino	Other / Unknown	White	Total by Cohort	Percent Minority (Excluding "Other/Unknown" category for which no determination can be made)
01-1997			3			15	18	16.7%
02-1998		2	9		1	8	20	57.9%
03-1999		1	7	1		19	28	32.1%
04-2000			8	1	1	22	32	29.0%
05-2001		5	18	7	4	92	126	24.6%
06-2002		2	15	4		62	83	25.3%
07-2003		2	9		1	18	30	37.9%
08-2004		1	6	3	1	31	42	24.4%
09-2005		1	7			19	27	29.6%
10-2006		2	12	3	2	33	52	34.0%
11-2007			16		2	36	54	30.8%
12-2008			18	2		28	48	41.7%
13-2009	1	1	16	5		59	82	28.0%
14-2010			14	1	3	40	58	27.3%
15-2011		1	13	2	4	30	50	34.8%
16-2012		1	7	1	3	48	60	15.8%
17-2013			5	2	1	51	59	12.1%
18-2014			8	1	4	37	50	19.6%
19-2015		1	17			29	47	38.3%
20 - 2016	1	2	32	0	1	56	92	38.5%
21 - 2017	1	5	16	5	1	76	104	26.2%
22-2018		2	21		1	44	68	34.3%
23-2019		3	24	2	1	49	79	37.2%
Total by Ethnicity	3	32	301	40	31	902	1309	
Percent of Population	0.2%	2.4%	23.0%	3.1%	2.4%	68.9%	100.0%	29.4%

THE ROBERT & PATRICIA GUSSIN SPIRITAN DIVISION OF ACADEMIC PROGRAMS
REPORTING PERIOD 2019-20

The following chart shows a comparison of the ethnic composition between Duquesne University’s freshman and the Gussin Spiritan Division over the last seventeen years.



The Gussin Spiritan Division served a 30% freshman minority population from 2003 to 2019. The population of 1002 students included 293 students from an identifiable minority and 25 students classified as “other/unknown.”

Over the same time frame, Duquesne University experienced a 9.8 % freshman minority population (also adjusted to exclude the “Unknown” categories for which no exact ethnic determination can be made.)

3. SAT Scores

As a whole, the students entering the Robert & Patricia Gussin Spiritan Division have SAT scores and high school GPAs lower than both the national average and the average Duquesne University student. The following college entrance exam summaries are calculated based on Division students from the three main tracks for whom we have SAT scores available.

GSD - AVERAGE SAT SCORE COMPARISON: THE MOST RECENT SIX YEARS (2014-2019) vs. AVERAGES FROM 1997			
	MATH	VERBAL	COMBINED SCORE
Last 6 Cohorts 18 through 23 (2014-2019)	520	540	1057
All 23 Cohorts 1 through 23 (1997-2019)	477	488	965
<u>Difference Between 6-Year & All Cohorts Average (Recent SAT Score Increase)</u>	42	52	92

THE ROBERT & PATRICIA GUSSIN SPIRITAN DIVISION OF ACADEMIC PROGRAMS
REPORTING PERIOD 2019-20

GUSSIN SPIRITAN DIVISION SAT ADMISSION SCORE DATA: 1997 to 2019

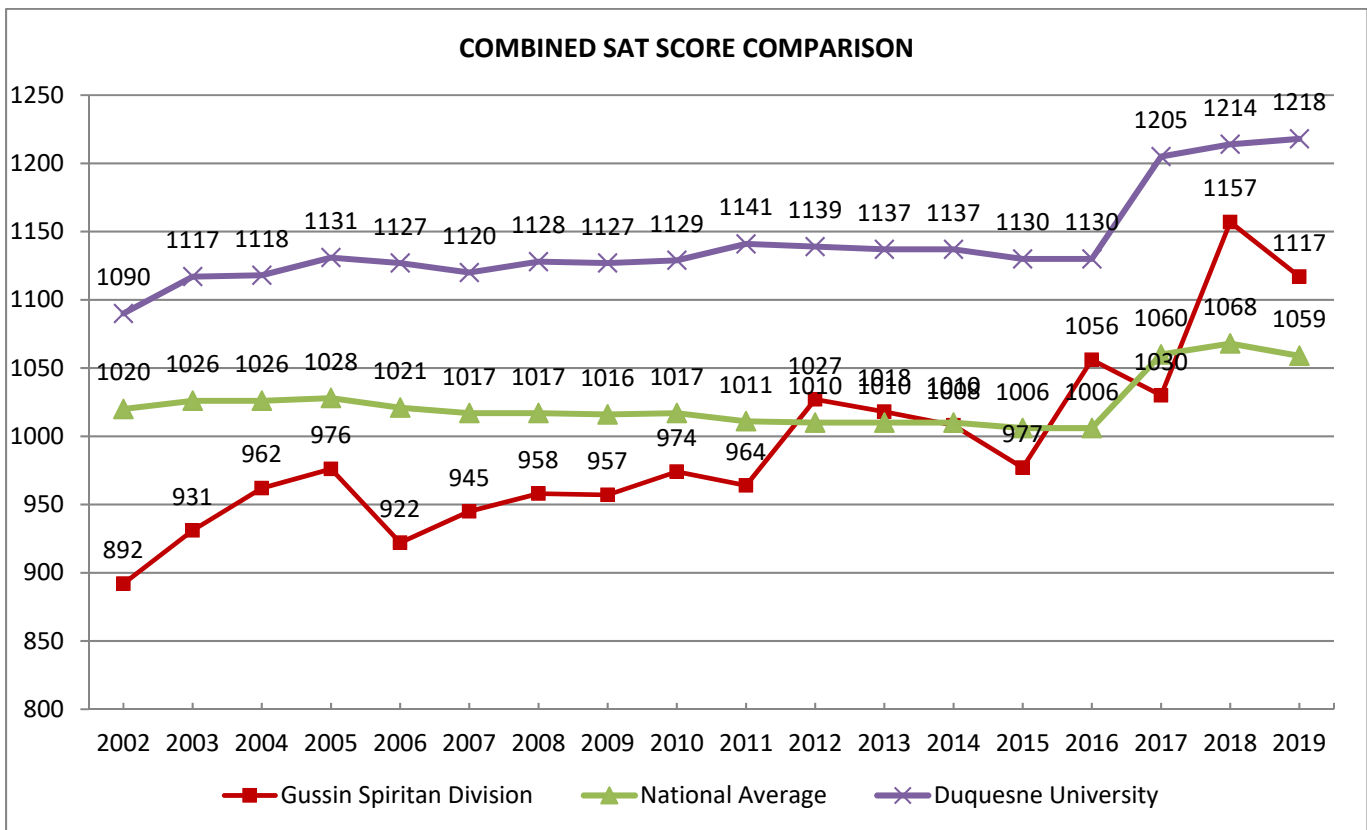
Cohort & Year	AVERAGE SAT MATH	AVERAGE SAT VERBAL	AVERAGE COMBINED SAT SCORES
01-1997	430	426	856
02-1998	392	394	786
03-1999	419	456	875
04-2000	450	447	897
05-2001	450	463	913
06-2002	439	453	892
07-2003	472	459	931
08-2004	475	486	962
09-2005	486	489	976
10-2006	461	461	922
11-2007	461	485	945
12-2008	477	481	958
13-2009	471	487	957
14-2010	483	491	974
15- 2011	477	487	964
16- 2012	515	513	1027
17- 2013	503	513	1016
18 - 2014	499	509	1008
19 - 2015	484	492	977
20 - 2016	507	549	1056
21 - 2017	515	530	1030
22 - 2018	561	595	1156
23-2019	553	564	1117

Historically, the Division’s average SAT scores have always been lower than both Duquesne University and the national average. The graph below shows that, over the last seventeen years:

- Duquesne University’s 18 year average combined SAT score is 1141.
- The national 18 year average combined SAT score is 1024.
- The combined 18 year SAT average for the Division is 993.
- 148 points lower than Duquesne University and
- 31 points below the national average.

THE ROBERT & PATRICIA GUSSIN SPIRITAN DIVISION OF ACADEMIC PROGRAMS
REPORTING PERIOD 2019-20

Academic Year beginning Fall Term	Gussin Spiritan Division	National Average	Duquesne University
2002	892	1020	1090
2003	931	1026	1117
2004	962	1026	1118
2005	976	1028	1131
2006	922	1021	1127
2007	945	1017	1120
2008	958	1017	1128
2009	957	1016	1127
2010	974	1017	1129
2011	964	1011	1141
2012	1027	1010	1139
2013	1018	1010	1137
2014	1008	1010	1137
2015	977	1006	1130
2016	1056	1006	1130
2017	1030	1060	1205
2018	1157	1068	1214
2019	1117	1059	1218
Annual Averages	993	1024	1141



THE ROBERT & PATRICIA GUSSIN SPIRITAN DIVISION OF ACADEMIC PROGRAMS
REPORTING PERIOD 2019-20

4. HS QPAs

Not only are the SAT scores of the Robert & Patricia Gussin Spiritan Division students significantly lower than the University as a whole, but the same pattern applies when the Division's high school grade point averages are compared with those of the University. Historically, the Division's overall high school grade average has been approximately one full grade below that of typical Duquesne admits. Students in the earlier Division tracks were admitted with significantly lower scores than the more recent ones. The following table reveals that:

Cohort-Year	Average High School GPA
01-1997	1.83
02-1998	1.83
03-1999	2.22
04-2000	2.32
05-2001	2.63
06-2002	2.53
07-2003	2.5
08-2004	2.55
09-2005	2.73
10-2006	2.87
11-2007	2.79
12-2008	2.94
13- 2009	2.9
14- 2010	2.9
15- 2011	2.93
16-2012	2.83
17-2013	2.84
18 - 2014	2.55
19 - 2015	2.78
20 - 2016	2.88
21 - 2017	2.82
22-2018	2.75
23-2019	2.69
Average Since 1997	2.64

THE ROBERT & PATRICIA GUSSIN SPIRITAN DIVISION OF ACADEMIC PROGRAMS
REPORTING PERIOD 2019-20

Cohort-Year	Gussin Spiritan Division	Duquesne University
04-2000	2.32	3.44
05-2001	2.63	3.45
06-2002	2.53	3.54
07-2003	2.50	3.57
08-2004	2.55	3.58
09-2005	2.73	3.6
10-2006	2.87	3.65
11- 2007	2.79	3.64
12- 2008	2.94	3.59
13- 2009	2.90	3.57
14- 2010	2.90	3.63
15- 2011	2.93	3.64
16-2012	2.83	3.65
17- 2013	2.85	3.70
18 - 2014	2.55	3.70
19 - 2015	2.78	3.70
20 - 2016	2.88	3.70
21 - 2017	2.82	3.73
22-2018	2.75	3.76
23-2019	2.69	3.74
Annual Average, 2000-2019	2.74	3.63
Annual Average, Last Six Years	2.77	3.72

- During the time frame from 2000 to 2019, the Division averaged 0.89 high school grade point average below the University freshmen in general.
- Over the last six years, the Division’s high school grade point average has narrowed to 0.95 grade points lower than Duquesne University.

B. DEAN’S LIST

Gussin Spiritan Division students, and those who matriculated as Division students, performed very well academically, attaining Dean’s List 53 times throughout the academic year.

GSD DEAN'S LIST FALL 2019 - SPRING 2020					
COHORT	FALL 2019	SPRING 2020	Total Times Dean's List Was Achieved in 2019-20	Students Attending in 2019-20	Percent of Attending Division Students Who Attained Dean's List At Least Once in 2019-20
23 (FR)	7	5	12	70	17%
22 (SO)	1	4	5	47	11%
21 (JR)	4	7	11	57	19%
20 (SR)	12	13	25	50	50%
Total	24	29	53	224	24%

THE ROBERT & PATRICIA GUSSIN SPIRITAN DIVISION OF ACADEMIC PROGRAMS
REPORTING PERIOD 2019-20

C. FRESHMAN STUDENT

1. Freshman Summer Semester

The Spiritan Division's freshman Summer Semester has been offered by the Spiritan Division continually since 1997. The Summer Semester is designed to offer students participating in the Robert and Patricia Gussin Spiritan Division an orientation to both the University and the Division, and to familiarize them with University policies and resources. Each student's strengths and weaknesses are determined through testing, and individual academic plans are prescribed based on the test results.

Summer Classes: June 24 to July 26, 2019
Special Events: June 23: Orientation
July 25: Awards Ceremony

Special Activities: Zone 28
Pittsburgh Pirates Game

Summer Term 2019 Highlights:

- Number of students originally enrolled in the Summer Program: 80.
- Average QPA at the end of the summer term: 2.99 (essentially a "B" grade average).
- 19 students (24%) earned 3.50 or higher;
- Almost 5 in 10 (55%) earned 3.0 or higher.
- Almost 9 of 10 students (93%) earned at least 2.0.
- Almost 8 in every 10 students (78%) earned all six credits offered in the Summer Program.

2. Freshman Fall Term

Often, Division QPAs tend to peak in the range between 2.50 and 4.0. However, the most common term QPA range during fall 2019 was the 2.50-3.00 range; about 37% of Division freshmen fell into that category.

- The fall term grade average was 2.39
- About 15 in 67 freshmen (22%) earned 3.0 or higher in the fall.
- An additional 37% earned between 2.50 and 2.99 term average higher; i.e., 60% earned 2.50+.
- 52 of the 67 students (78%) earned 2.0 or higher.
- More than eight of ten (85%) term grades met or exceeded the University established freshman retention level of 1.50.
- 73% of Cohort #23 earned 11 to 15 credits by the end of the fall term.
- Seven of Cohort #23's students attained Dean's List (10% of the class).

3. Freshman Spring Term

There is always one term that is more challenging to students than the others. This year, it was the spring term that proved to be the most challenging among the three freshman terms for Cohort #23.

- About 21 of 65 division freshmen (32%) earned a 3.0 term average or higher.
- About 32 (49%) of Division students earned 2.50 or higher.
- 63% percent (41 of every 65) of the students earned 2.0 or higher.
- 63% of the students were in good academic standing.

THE ROBERT & PATRICIA GUSSIN SPIRITAN DIVISION OF ACADEMIC PROGRAMS
REPORTING PERIOD 2019-20

2019-20 SUMMARY OF TERM QPAs

FRESHMAN COHORT 23 AVERAGE TERM QPAs 2019-20	
TERM	AVERAGE TERM QPA
SUMMER 2019	2.99
FALL 2019	2.39
SPRING 2020	2.18

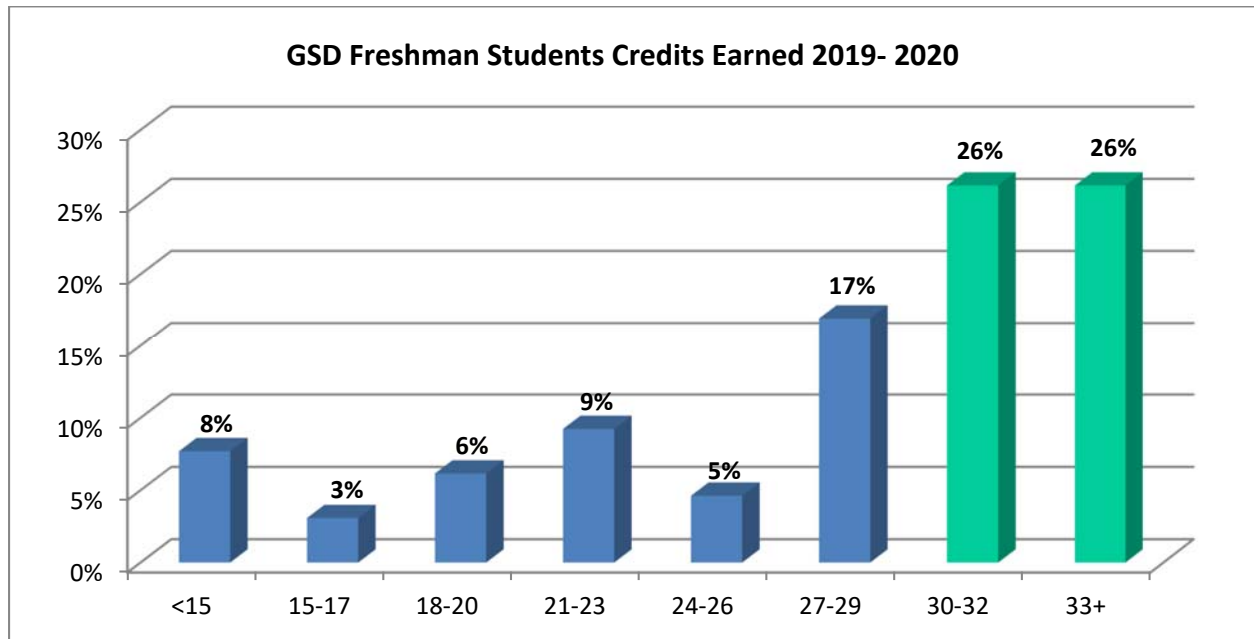
TERM GRADE AVERAGES

GSD - FRESHMAN COHORT 23 TERM QPA DISTRIBUTION 2019-2020			
Term Grade Averages	Summer 2019	Fall 2019	Spring 2020
3.5-4.00	24%	7%	9%
3.00-3.49	31%	15%	23%
2.50-2.99	24%	37%	17%
2.00-2.49	14%	18%	14%
1.50-1.99	5%	7%	11%
< 1.50	3%	15%	26%

TERM AVERAGE BENCHMARKS

GSD - FRESHMAN COHORT 23 TERM QPA Benchmark Achievement 2019-2020			
Term Grade Averages	Summer 2019	Fall 2019	Spring 2020
3.50+	24%	7%	9%
3.00+	55%	22%	32%
2.50+	79%	60%	49%
2.00+	93%	78%	63%
1.50+	98%	85%	74%

FRESHMAN YEAR SUMMARY



THE ROBERT & PATRICIA GUSSIN SPIRITAN DIVISION OF ACADEMIC PROGRAMS
REPORTING PERIOD 2019-20

Of the 65 continuing freshmen students who entered the Division in 2019-20:

- 34 (52%) earned 30 or more credits and are now classified as sophomores.
- Almost 17% are within one three-credit course of becoming a sophomore.
- Almost 83% students have completed more than 20 credits.

Cohort #23 Retention:

Of the original 71 Gussin Spiritan Division freshmen who attended the 2019 Summer Semester, 65 students were still attending by the end of the spring 2020 term, resulting in a first-year freshman retention rate of **92%**

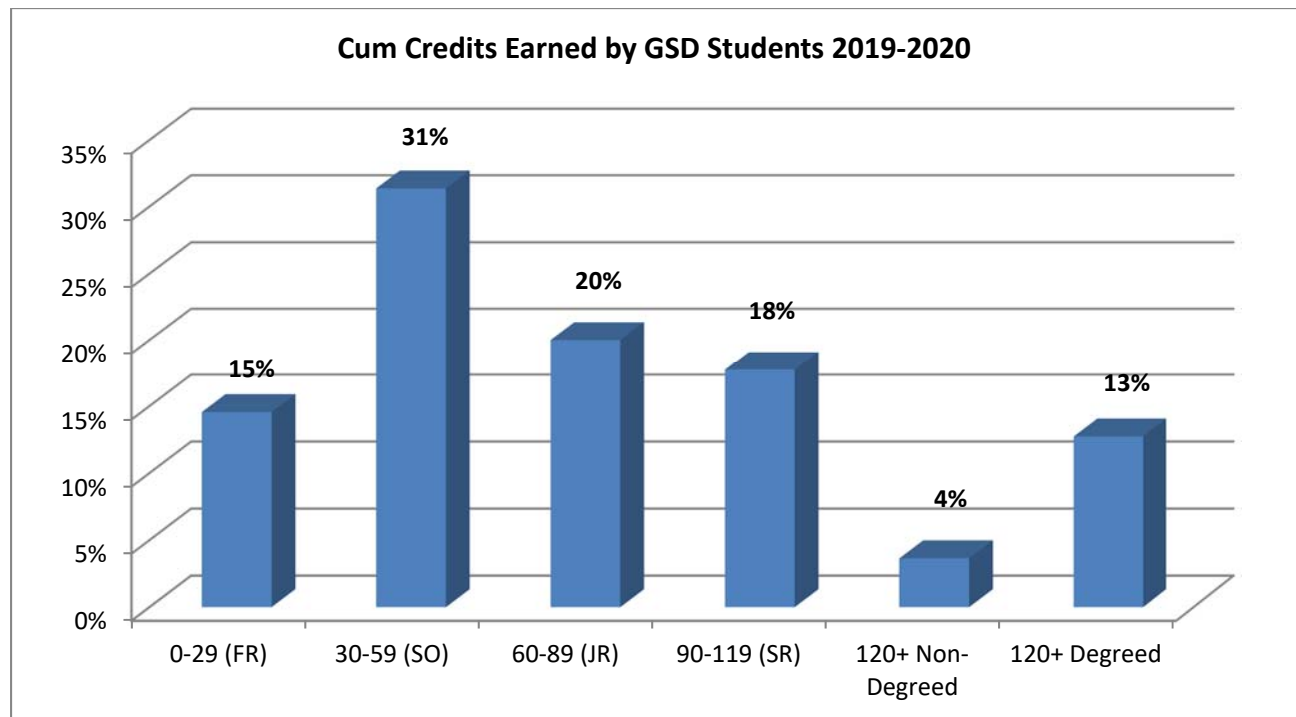
D. DIVISION STUDENT OUTCOME

1. Cumulative QPAs: Students Attending 2019-2020

Gussin Spiritan Division students still attending are progressing very well toward their degrees. An analysis of cumulative QPAs of current 227 undergraduate students (162 upper classmen and 65 freshmen) shows that:

- The average cumulative QPA of those currently attending is 2.76.
- The most common range of cumulative QPAs is between 2.50 and 2.99 (39%)
- At least 8 of every 10 students have a cumulative QPA 2.0 or higher (88%)

2. Cumulative Credits: Students Attending 2019-2020



THE ROBERT & PATRICIA GUSSIN SPIRITAN DIVISION OF ACADEMIC PROGRAMS
REPORTING PERIOD 2019-20

Division Graduation: Students Graduating 2019-2020

GSD - GRADUATES, BACCALAUREATE DEGREES SUMMER 2019 TO SPRING 2020, MAIN TRACKS				
Cohort-Year	Summer 2019	Fall 2019	Spring 2020	Total by Cohort
14-2010	1			1
17-2013			1	1
18-2014			1	1
19-2015		5	5	10
20-2016			21	21
Total by Term	1	5	28	34

E. FRESHMAN STUDENT ASSESSMENT

The Robert & Patricia Gussin Spiritan Division closely monitors its students on an ongoing basis. The Division's student advisor receives daily class attendance records and instructors provide regular feedback on student progress and classroom performance. Each freshman student is required to meet personally with their Division advisor once every two weeks. During these advisory meetings, issues that need addressed are discussed. The advisor makes appropriate recommendations as necessary to keep each student on the path to academic success. The student is encouraged to bring up any questions or relevant issues that may enhance his or her college experience.

Professional counselors also work with Gussin Spiritan Division students. In the summer semester they administer standardized diagnostic tests to the students, which allow the counselors to evaluate their skill levels in such subjects as writing and mathematics, and to determine their individual learning styles. Students who need their skills strengthened in certain areas are provided with tutoring. They are also placed in specific course levels when appropriate. The counselors also administer standardized tests to suggest suitable career paths for each student, which is especially helpful to those who need help selecting their major.

Division faculty also submits attendance to the advisor following each class period. Grades are used universally to evaluate academic progress. The Gussin Spiritan Division pays special attention to mid-term and end-of-term grades, knowing that early intervention is an essential part of improving academic performance and student retention. The Student Standing Committee meets individually with all students whose grades indicate academic peril, and helps them to return to compliance with the Spiritan Division contract. By evaluating the causes of poor grades, the Committee can provide specific recommendations to help the student improve academic performance. The Committee is composed of key members of our academic and counseling staff and may convene as needed at any time during the school year.

The overall performance of every Division freshman is monitored throughout the year and is tracked by means of a standardized student evaluation form (see copy on the immediately following pages.)

Progress is measured in three key areas:

- Academic progress
- Participation in academic support services (e.g., tutoring, study skills coaching, etc.)
- Self-development.

Students must complete the required first-year curriculum, achieve a cumulative quality point average of at least 2.0, and complete any pre-requisite courses required by the schools to which the students wish to

THE ROBERT & PATRICIA GUSSIN SPIRITAN DIVISION OF ACADEMIC PROGRAMS
REPORTING PERIOD 2019-20

transfer. Of paramount importance, however, is the need to address any deficiencies that students might have that can hinder their academic progress. Such deficiencies must be addressed to help to ensure long-term success for students. Often, students can work on their deficiencies as they also strive to meet curricular requirements of the schools into which they intend to transfer. At times, full focus on deficiencies is necessary to secure a student's academic survival.

ANNUAL STUDENT EVALUATION FORM

F. STUDENTS ASSESSMENT FOR DIVISION

At the end of the academic year, when the Gussin Spiritan Division's Student Standing Committee meets individually with freshmen to review the results of their annual student evaluations, students are asked to provide the Division with honest feedback about their experiences in the Division. Their responses enable us to refine our services for next year's cohort. Most of the questions are open-ended, enabling the students to respond with their own verbal descriptions. Responses to this survey provide the Division with detailed feedback on a broad number of areas. Some of this year's strongest responses are the following:

- From a student perspective, what are the best features of the GSD?
- How can we improve the GSD summer semester?
- How can we improve the GSD fall semester?
- How can we improve the GSD spring semester?
- On a scale of 1-5, with "1" being the lowest and "5" being the highest, rate:
 - English 101
 - English 102
 - Basic Philosophical Quest
 - Biblical and Historical Perspectives
 - E-Portfolio
 - Public Speaking
 - Research and Info Skills
 - Intercultural Communication
 - Academic Strategies
- On a scale of 1-5, with "1" being the lowest and "5" being the highest, rate the GSD faculty. (selecting all that apply)
- What role has the GSD played in your successful completion of your first year of college?

As in last year's survey, we found certain responses to be common among many students:

- By participating in the Summer Semester, students enjoyed the opportunity to establish peer relationships and get acquainted with University life early.
- They appreciated the individual attention they received.
- Instructors were helpful and patient.
- Tutoring services were greatly appreciated and very helpful.
- They appreciated the structured path and the guidance that the Division provided.
- Most popular course: This year, the response varied and there was no clear winner, though the Intercultural Communications course was slightly ahead of the rest. (Last year, the most popular course was Public Speaking.)
- The opportunity to meet with their advisor regularly.
- Students appreciated the opportunity the Division affords for early course registration.
- The faculty was very professional and supportive.

THE ROBERT & PATRICIA GUSSIN SPIRITAN DIVISION OF ACADEMIC PROGRAMS
REPORTING PERIOD 2019-20

Most of the individual responses were unique (or typically not mentioned by more than three students at the most). However, their comments did provide interesting suggestions for consideration. For example, this year a student suggested that we implement a tour of the campus for those who are coming to the annual Gussin Spiritan Division Open House held in early June. Beginning in June 2011, we now provide this service for those who wished to participate. Approximately 40 students participated this year.

G. ACT 101 (“PENNSYLVANIA ACTS”) ACADEMIC PERFORMANCE

The mission of the Act 101 Program is to provide opportunities for college enrollment and success for students who are economically, educationally, or socially disadvantaged as defined by guidelines established by the Commonwealth of Pennsylvania.

The Act 101 program student group served is derived from two populations at the university: the GSD and the university at large. Students admitted to the Division automatically satisfy the state’s academic criterion. Students’ economic eligibility places them on the Act 101 roster of students served.

The Gussin Spiritan Division as one of the administrative arms and consistent with Division practices proactively contacts and encourages students to avail themselves of division services, including tutoring, counseling, advising, and academic skills coaching. Act 101 staff members make regular contacts with Pennsylvania Acts students throughout the year to review their progress and to offer Act 101 support services.

Act101 program results in a broader range of academic and socioeconomic student diversity throughout Duquesne University. The program designs to retain and assist Pennsylvania-resident college students.

In the 2019-20 academic year, 46 Division students were reported as Act 101 participating and 6 students graduated and earned a degree. Almost 85% of 39 participating students are in good standing according to the university’s policy. The average term GPA for fall 2019 is 2.68 and for spring 2020 is 2.59.

ACT 101 DEAN'S LIST FALL 2019 - SPRING 2020			
Academic Level	FALL 2019	SPRING 2020	Total Dean's List Achieved in 2019-20
Freshman	4	0	4
Sophomore	0	2	2
Junior	1	0	1
Senior	1	2	3
Total	6	4	10

THE ROBERT & PATRICIA GUSSIN SPIRITAN DIVISION OF ACADEMIC PROGRAMS
REPORTING PERIOD 2019-20

III. MAJOR ACCOMPLISHMENTS

A. STUDENT ENROLLMENT TO DATE

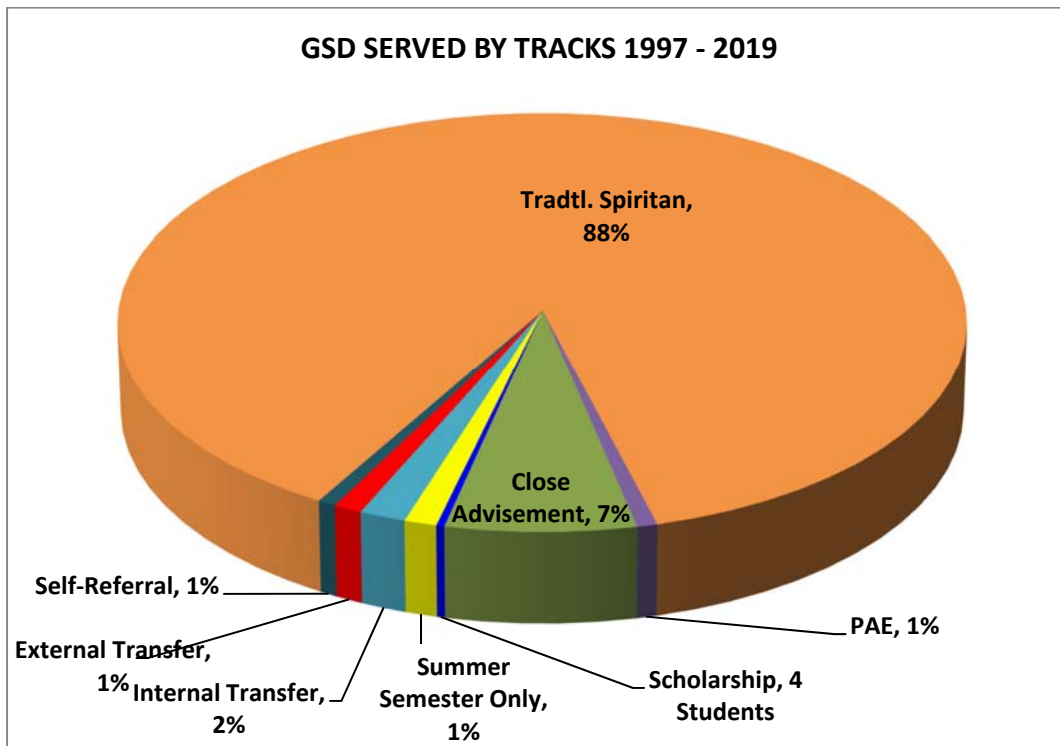
The table below summarizes the total enrollment of all 1367 Gussin Spiritan Division students since the Division's inception in fall, 1997, classified by cohorts and tracks.

GSD - TOTAL STUDENTS SERVED By Cohort/Year and Track											
Cohort & Year	Tradtl. Spiritan	PAE	Close Advisement	SUB-TOTAL, MAIN TRACKS	Internal Transfer	External Transfer	Self-Referral	Scholarship	Summer Semester Only	Grand Total by Cohort	Cohort Percent of Total Students Served
01-1997	18			18	1					19	1.4%
02-1998	20			20		1				21	1.5%
03-1999	28			28	1					29	2.1%
04-2000	32			32	1	6				39	2.9%
05-2001	45	10	71	126	2	2				130	9.5%
06-2002	60		23	83	2	3	1			89	6.5%
07-2003	30			30	2	1	2			35	2.6%
08-2004	42			42	3	1	1			47	3.4%
09-2005	27			27	4					31	2.3%
10-2006	52			52	3					55	4.0%
11-2007	54			54	2		1			57	4.2%
12-2008	48			48			1			49	3.6%
13-2009	82			82			1			83	6.1%
14-2010	58			58	1					59	4.3%
15-2011	50			50			2			52	3.8%
16-2012	60			60						60	4.4%
17-2013	59			59						59	4.3%
18-2014	50			50				2		52	3.8%
19-2015	47			47				2		49	3.6%
20-2016	92			92					1	93	6.8%
21-2017	104			104					5	109	8.0%
22-2018	68			68					2	70	5.1%
23-2019	71			71	1				8	80	5.9%
Grand Total by Track	1197	10	94	1301	23	14	9	4	16	1367	
Percent by Track	88%	1%	7%	95%	2%	1%	1%	0%	1%	100%	

- The first three tracks (Traditional Spiritan, PAE, and Close Advisement) most closely represent the primary focus and overall progress of the Robert & Patricia Gussin Spiritan Division. They are referred to collectively in this document as the “main tracks” because these tracks participate in the Gussin Spiritan Division’s Summer Semester and follow the Division’s academic program in its entirety. Ninety-five percent (95%) of the Division’s students entered the Division through one of these three tracks.

THE ROBERT & PATRICIA GUSSIN SPIRITAN DIVISION OF ACADEMIC PROGRAMS
REPORTING PERIOD 2019-20

- Students in the two transfer tracks (Internal and External Transfer) entered the Division with prior college experience, either from within Duquesne University (Internal Transfer) or from other universities (external transfer). They are typically sophomores and students in higher class levels. They do not normally participate in the summer program as do the freshmen in the main tracks. They receive the Division’s academic support and receive its benefits and guidance, but they remain in the Division only as long as necessary to satisfy their particular needs. Then they continue their course of study independently in their school of choice.
- Students in the Self-Referral track are students who met Duquesne University’s normal admissions requirements and were accepted directly into the schools of their choice, but they personally chose to begin their freshman academic studies through the Robert & Patricia Gussin Spiritan Division, they are not obligated to follow the Division’s prescribed course of study in its entirety. These students tend to participate in the program “a la carte,” selecting those Division programs which best benefit them and meet their individual needs.



Population Assessment: As of Spring 2020

- A total of 1367 Students participated in Division since 1997.
- Of these, 1301 (95%) belonged to one of the three main tracks (Traditional Spiritan, PAE, and Close Advisement). These three main tracks are the tracks through which the students first enter the Division as a freshman and then follow the entire program established by the Division from the very beginning of their college career. Most of these students (88%) participate in the “Traditional Spiritan” track.
- There is one freshman cohort each academic year; therefore, 23 cohorts have been served to date, up to and including the 2019-2020 academic years.

THE ROBERT & PATRICIA GUSSIN SPIRITAN DIVISION OF ACADEMIC PROGRAMS
REPORTING PERIOD 2019-20

B. RETENTION

1. First to Second Year Freshman Retention

Because the first year experience is so critical to a student’s subsequent academic success at in college, establishing a good first-to-second-year retention record is important, which the Robert and Patricia Gussin Spiritan Division has accomplished.

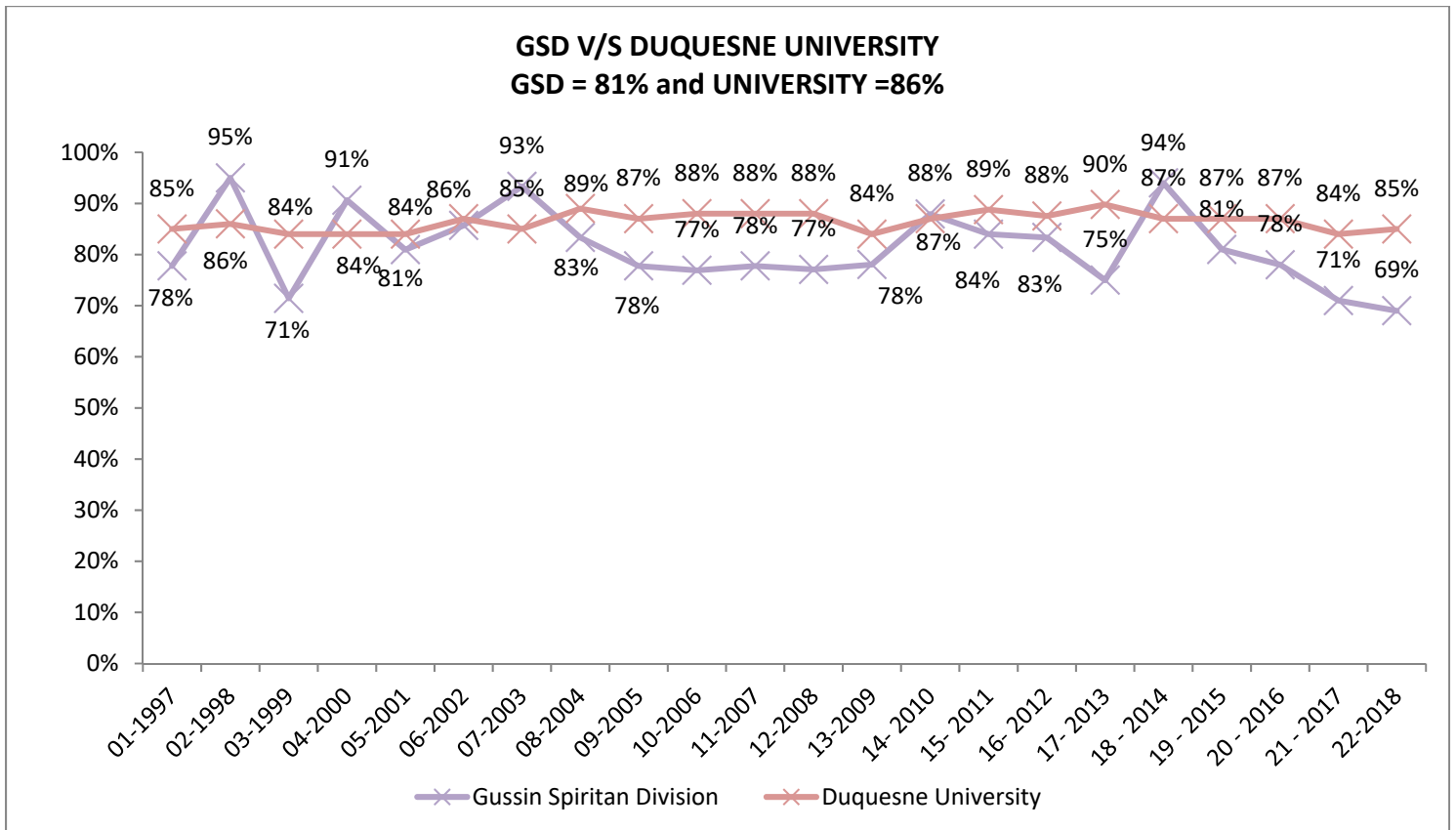
GSD - First to Second Year Retention History						
Cohort-Year	STUDENTS WHO RETURNED FOR THE SECOND YEAR				Original Student Count, Main Tracks	Percent First-To-Second Year Division Freshman Retention
	Traditional Spiritan	PAE (Act 101-LSP)	Close Advisement	Total Freshmen Returned for their Second Year, Main Tracks		
01-1997	14			14	18	78%
02-1998	19			19	20	95%
03-1999	20			20	28	71%
04-2000	29			29	32	91%
05-2001	33	10	59	102	126	81%
06-2002	52	3	14	66	77	86%
07-2003	28	4		28	30	93%
08-2004	35	3		35	42	83%
09-2005	21			21	27	78%
10-2006	40			40	52	77%
11-2007	42			42	54	78%
12-2008	37			37	48	77%
13-2009	64			64	82	78%
14- 2010	51			51	58	88%
15- 2011	42			42	50	84%
16- 2012	50			50	60	83%
17- 2013	45			45	60	75%
18 - 2014	47			47	50	94%
19 - 2015	38			38	47	81%
20 - 2016	72			72	92	78%
21 - 2017	74			74	104	71%
22-2018	47			47	68	69%
Overall First-To-Second Year Freshman Retention	900	20	73	983	1225	82%

THE ROBERT & PATRICIA GUSSIN SPIRITAN DIVISION OF ACADEMIC PROGRAMS
 REPORTING PERIOD 2019-20

First to second year Retention.

- The Division’s first-to-second year retention rate is 82% for all students from Cohorts #1 through #22. (Because Cohort #23 has just completed the current freshman year and has not yet experienced a second year, they are excluded from these figures.)
- In four individual years, the Spiritan Division’s main tracks (Traditional Spiritan, PAE/Act 101-LSP, and Close Advisement) had a first-to-second-year retention rates exceeding the 90% level.
- The Robert & Patricia Gussin Spiritan Division currently maintains an overall retention rate of 81% which is only 5% less than that of Duquesne University’s 86% retention rate since the Division’s inception in 1997.
- The Division averaged 78% first-to-second year retention over the last five years, which is 9% less that of Duquesne University’s last five-year freshman retention rate of 87%.
- Freshmen enrolled in the Gussin Spiritan Division are guaranteed two years of academic retention. At the end of that time period, they must have earned a 2.0 cumulative QPA or higher and must declare a major and transfer into the appropriate school of choice.

GUSSIN SPIRITAN DIVISION vs DUQUESNE UNIVERSITY

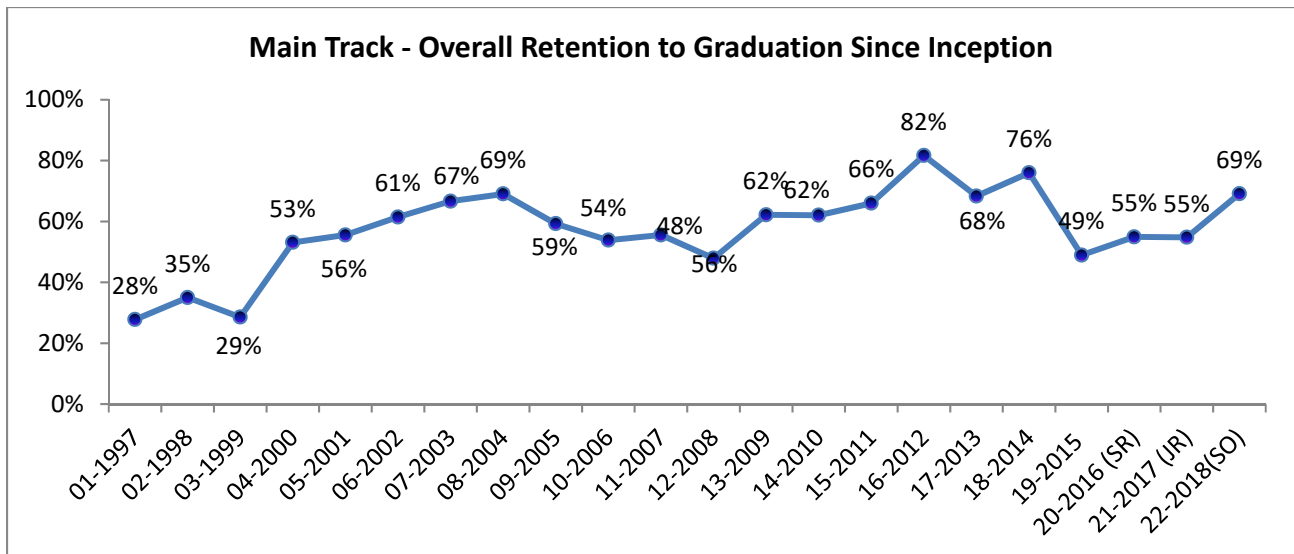


THE ROBERT & PATRICIA GUSSIN SPIRITAN DIVISION OF ACADEMIC PROGRAMS
REPORTING PERIOD 2019-20

3. Current Retention

GSD GRADUATION-RETENTION RATES FALL 1997 TO SPRING 2020										
Cohort & Year	Graduated Summer 2019	Graduated Fall 2019	Graduated Spring 2020	Total Graduates, Main Tracks, Summer 2019 through Spring 2020	Plus Prior Graduates	Equals Total Graduates, Main Tracks, Fall 1997 to Spring 2020	Plus Students Who Attended 2019-20	Equals Total Student Retention	Original Population, Main Tracks	Current Retention Rates, Main Tracks, Cohorts 1-22 (1997-2018)
01-1997				0	5	5		5	18	28%
02-1998				0	7	7		7	20	35%
03-1999				0	8	8		8	28	29%
04-2000				0	17	17		17	32	53%
05-2001				0	70	70		70	126	56%
06-2002				0	51	51		51	83	61%
07-2003				0	20	20		20	30	67%
08-2004				0	29	29		29	42	69%
09-2005				0	16	16		16	27	59%
10-2006				0	28	28		28	52	54%
11-2007				0	30	30		30	54	56%
12-2008				0	23	23		23	48	48%
13-2009				0	51	51		51	82	62%
14-2010	1			1	35	36		36	58	62%
15-2011				0	33	33		33	50	66%
16-2012				0	48	48	1	49	60	82%
17-2013			1	1	39	40	1	41	60	68%
18-2014			1	1	36	37	1	38	50	76%
19-2015		5	5	10	11	21	2	23	47	49%
20-2016 (SR)			21	21	0	21	29	50	91	55%
21-2017 (JR)				0	0	0	57	57	104	55%
22-2018(SO)				0	0	0	47	47	68	69%
RETENTION SINCE INCEPTION, MAIN TRACKS	1	5	28	34	557	591	138	682	1230	55.4%
Retention Rate, Last Six Years	0	5	28	33	134	167	138	258	412	62.6%

Overall Retention to Graduation since Inception 1997



THE ROBERT & PATRICIA GUSSIN SPIRITAN DIVISION OF ACADEMIC PROGRAMS
REPORTING PERIOD 2019-20

C. GRADUATION

Spiritans Division students have demonstrated that they can succeed in college, and the Robert and Patricia Gussin Spiritan Division has been the open door that provides the opportunity.

DIPLOMAS AWARDED BY DEGREE LEVELS	
Baccalaureate Degrees	519
First-Professional Degrees (Pharm.D.)	2
Total First Degrees	521
Additional Masters Degrees	34
Total Degrees - Main Tracks	555

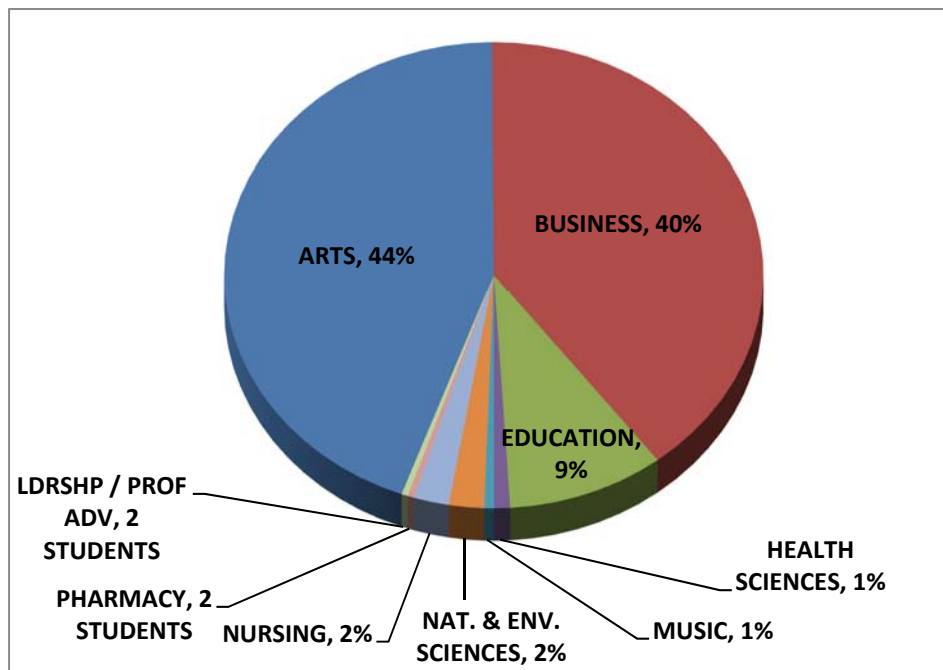
- Two of these Division graduates were enrolled in a five or six-year course of study and earned their Pharm.D. (Doctor of Pharmacy) degree. This is classified as a “First Professional” degree because no degree is issued to pharmacy students at the end of four years.
- 34 Division graduates continued on in Duquesne University’s graduate schools and earned an additional Masters’ degree.

GSD - GRADUATES, BACCALAUREATE DEGREES SUMMER 2019 TO SPRING 2020, MAIN TRACKS				
Cohort-Year	Summer 2019	Fall 2019	Spring 2020	Total by Cohort
14-2010	1			1
17-2013			1	1
18-2014			1	1
19-2015		5	5	10
20-2016			21	21
Total by Term	1	5	28	34

- Within the past academic year, 34 Division students earned their Baccalaureate Degree (August 2019 through May 2020).
- Last four-year Graduation rate for GSD is 66%, for the University 71% as of spring 2019.
- Last six-year Graduation rate for the GSD is 65%, for the University 80% as of spring 2019.

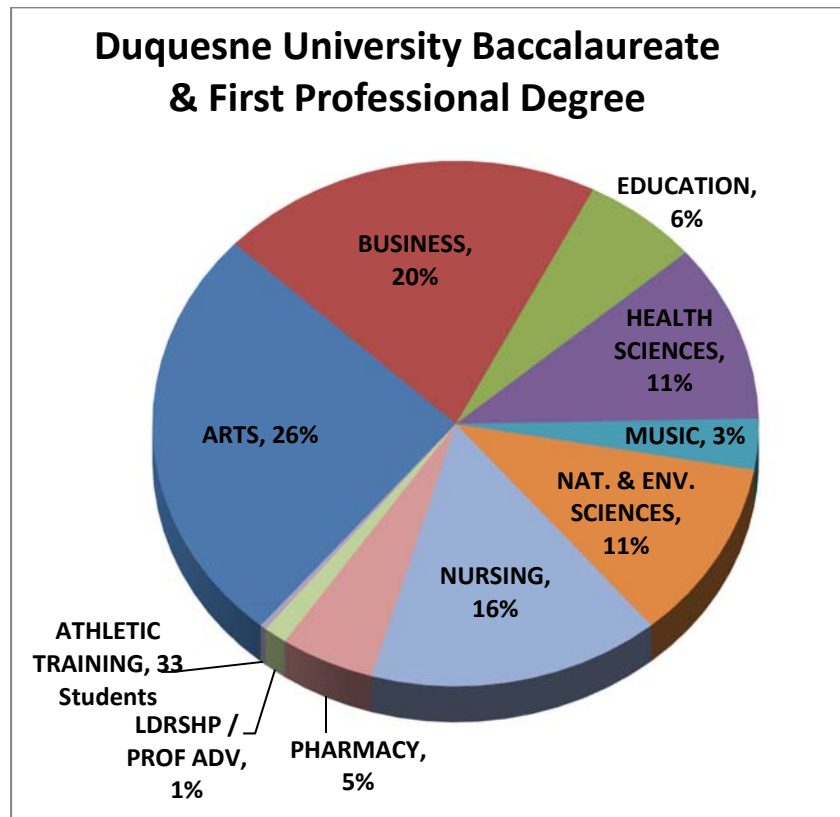
THE ROBERT & PATRICIA GUSSIN SPIRITAN DIVISION OF ACADEMIC PROGRAMS
REPORTING PERIOD 2019-20

Cohort	Total, Graduates,	Total Students by Cohort	Percent Graduated, Main Tracks
01-1997	5	18	27.8%
02-1998	7	20	35.0%
03-1999	8	28	28.6%
04-2000	16	32	50.0%
05-2001	18	45	40.0%
06-2002	38	60	63.3%
07-2003	19	30	63.3%
08-2004	25	42	59.5%
09-2005	16	27	59.3%
10-2006	28	52	53.8%
11-2007	30	54	55.6%
12-2008	23	48	47.9%
13-2009	51	82	62.2%
14- 2010	35	58	60.3%
15- 2011	33	50	66.0%
16-2012	48	60	80.0%
17-2013	40	60	66.7%
18-2014	37	50	74.0%
19-2015	21	47	44.7%
20-2016	21	92	22.8%
Total Spiritan Graduates through end of Spring 2020	519	955	54.3%



THE ROBERT & PATRICIA GUSSIN SPIRITAN DIVISION OF ACADEMIC PROGRAMS
REPORTING PERIOD 2019-20

Three schools that the Division students have graduated from account for 93% of all Division graduates: School of Liberal Arts (44%), School of Business (40%), School of Education (9%)



In contrast, the most common colleges at Duquesne University represented among Bachelor's and First Professional Degrees are: Liberal Arts (26%); Business (20%); Nursing (16%).

D. PROGRAM & ACTIVITIES

This year's annual activities included the Freshman Summer Semester, the 23rd Annual Gussin Spiritan Division Recognition Dinner, a graduation and honors dinner, and an Open House event.

Preview Day (Open House):

The Division's annual Open House now called as Accepted Student Day was held on Sunday, March 17, 2019, a second accepted student day was held on Monday, April 22, 2019 11 weeks prior to the Summer Semester. New and prospective students and their parents had an opportunity to meet the staff personally for the first time. They were able to receive information directly from the Division staff in a friendly, informal atmosphere at the office of the Division.

Summer Semester:

THE ROBERT & PATRICIA GUSSIN SPIRITAN DIVISION OF ACADEMIC PROGRAMS REPORTING PERIOD 2019-20

The Gussin Spiritan Division's Twenty-third cohort officially began the annual freshman Summer Semester on June 23, 2019 with an orientation and luncheon for 80 students and their parents. Classes began on Monday, June 24. Four of the courses (UCOR 101 Thinking and Writing across the Curriculum, Intro to University Success, Research and Information Skills, and Academic Strategies) carried college credit, enabling each participating student to earn up to six credits. Extracurricular activities were also provided, including an enjoyable evening at Zone 28, and a Pirates baseball game. The Spiritan Division Program concluded on July 25 with a dinner and awards ceremony.

Spiritan Division Recognition Dinner:

The twenty-third Spiritan Division Reception, an event held annually to recognize and award students for their excellent work, occurred on Friday, February 21, 2020. The event began with a Mass in the University Chapel. Dr. Janie Fritz, Associate Professor in the Department of Rhetorical Studies, served as the Master of Ceremonies for the formal occasion that followed in the Power Center Ballroom. More than 150 guests in attendance were welcomed by Dr. Jeffrey Miller, Vice Provost. Brian Cronin, C.S.Sp conveyed the Spiritan Congregational message and Rev. Vince Stegman, C.S.Sp delivered the invocation. Ms. Kimberly Rodes shared a parent prospective whereas Mr. Daniel Boardley and Mr. Joshua Rodes shared their student perspectives and the benefits of participating in the Gussin Spiritan Division program. Dr. Judith R. Griggs, Director of the Gussin Spiritan Division, awarded the Michael P. Weber Memorial Scholarship to Amari Smith, Carson Rodriguez and Nikles Gaal. Drs. Robert and Patricia Gussin presented the Student of the Year 2020 Award to Kayla McGann and Shining Star Award to Laura Jeon. The evening concluded with a benediction provided by Rev. Vince Stegman, C.S.Sp.

Robert & Patricia Gussin Act 101/Spiritan Division Advisory Board

The Robert & Patricia Gussin Act 101/Spiritan Division Advisory Board met only once in the past year, in June 2019 to go over the whole academic year's progress. Comprised of various University faculty and administrative personnel and outstanding community leaders, the Board provides a broad spectrum of talents, contacts, and ideas that benefit the Spiritan Division, Duquesne University, and our students. Topics covered included an update on the progress of the Division, current events within the Division, a discussion of the status of the Pennsylvania Acts (Act 101) Program, and a review of the upcoming student curriculum and activities planned for the 2020 Summer Semester. It is decided to have the advisory board meeting twice a year as it was in past. The next meeting was scheduled in December 2019.

THE ROBERT & PATRICIA GUSSIN SPIRITAN DIVISION OF ACADEMIC PROGRAMS
REPORTING PERIOD 2019-20

E. BUDGETARY INFORMATION – REVENUE

Tuition Revenue for the Academic Year 2019 - 2020

	Part-Time	Full Time	Total
Summer 2019 (excluding new summer freshmen) (\$300 / credit)	\$ 11,100		11,100
Fall 2019 (\$19996 / student - 242 undergraduates)		4,839,032	4,839,032
Spring 2020 (\$19996 / student - 220 undergraduates)		4,399,120	4,399,120
Sub-Total, Regular Tuition	\$ 11,100	9,238,152	9,249,252
2019 Freshman Summer Semester Program Tuition		232000	232,000
Total Tuition Receipts	\$ 11,100	9,470,152	9,481,252
<u>Grants</u>			
ACT 101 "Pennsylvania Acts" Equal Opportunity for Higher Education			123,600
TOTAL: REVENUE:			\$9,604,852

IV. CHALLENGES & NEEDS

Act 101 (the "Pennsylvania Acts" Program)

The Act 101 program, referred to at Duquesne University as "Pennsylvania Acts," was significantly affected by state budget cuts in 2009-10. Before that academic year, the Commonwealth of Pennsylvania provided sufficient funding to Duquesne which enabled us to serve 175 students who were specifically identified as being both economically disadvantaged and academically at risk. The Division applied for Act 101 funds this year on a competitive basis with other universities. We were successful in receiving funding grants to continue providing services under the program. However, the Commonwealth allowed funding for slightly fewer than 90 students this year. As a result of the budget cuts and funding reduction, our staff had to be reduced by three employees. Two employees were subsequently re-hired. Nevertheless, the Act 101 staff met the challenge and the program is still only staffed by two full time employees. Work was redistributed and the Division staff continued to actively reach out to students by providing student support services in the areas of counseling, advising, tutoring and academic coaching. In the final analysis, the program once again this year ultimately served more students than the state required.

V. EXECUTIVE SUMMARY