



The Center for Career Development

Graduate Outcomes Survey
Class of 2022-2023

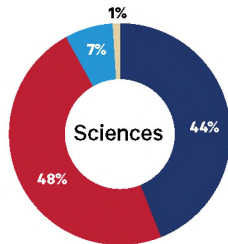
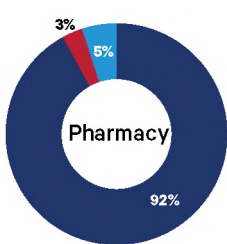
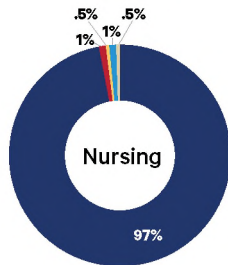
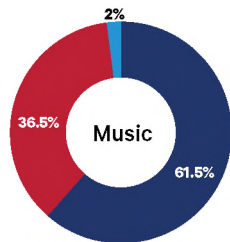
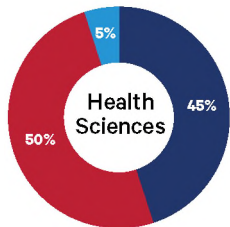
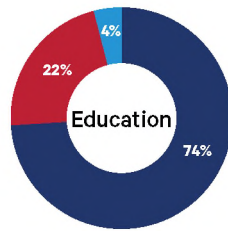
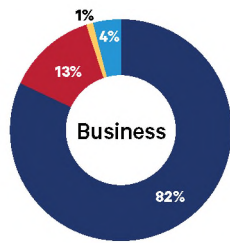
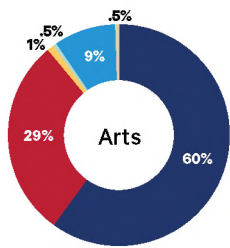
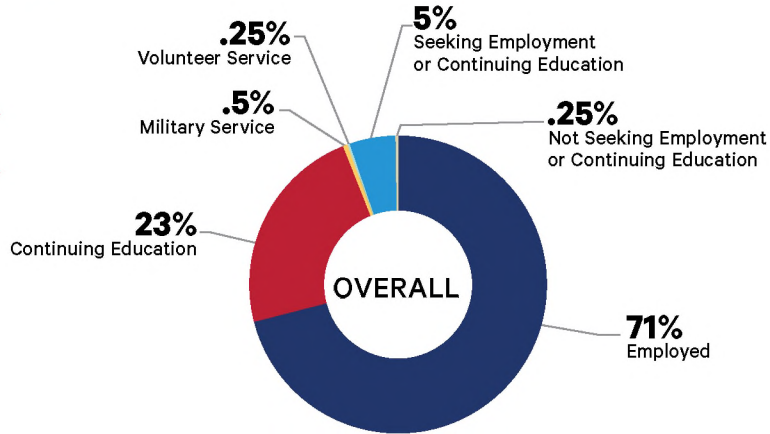


careerdevelopment@duq.edu | 412.396.6644

About The Graduate Outcomes Survey

The Class of 2022–2023 Graduate Outcomes Survey consists of students who graduated in August 2022, December 2022 and May 2023. An online survey was conducted by the Duquesne University Center for Career Development prior to graduation and concluding about three months after graduation. Email reminders were also sent at regular intervals to those who did not respond to the initial survey. Additionally we secured data from Faculty and Department Chairs, as well as social media sources. **The result of these combined sources gave us a 75% Knowledge Rate of the graduating class.** A Knowledge Rate is defined by the National Association of Colleges and Employers as the percent of graduates for whom the institution has reasonable and verifiable information regarding a graduate's post-graduation status.

What are They Doing Now?



- Employed
- Continuing Education
- Military Service
- Volunteer Service
- Seeking Employment
- Not Seeking Employment or Continuing Education

Employment Information

71% of all survey respondents reported that they would be employed upon graduation. Listed below you will see the list of the top organizations where our graduates are working. Additionally, you will see the breakdown by industry, job function, location of the positions, as well as salary information.

Top Employers

ADP
 Allegheny Health Network
 Bank of New York Mellon
 BDO USA LLP
 Bechtel Plant Machinery, Inc.
 Children's Hospital of Philadelphia
 Cleveland Clinic
 CVS Health

Deloitte
 DICK'S Sporting Goods, Inc.
 Duke Health
 Duquesne University
 Eurofins
 EY LLP
 Federated Hermes
 Geisinger

Giant Eagle, Inc.
 New York Life Insurance Company
 Northwestern Mutual
 Penn Highlands Healthcare
 Penn State Health
 PNC Financial Services
 PPG
 PwC
 Rite Aid

The Johns Hopkins Hospital
 Thermo Fisher Scientific
 University of Pittsburgh
 UPMC
 Walgreens
 Wesco
 WVU Medicine

Breakdown by Industry

Healthcare	42%
Higher Education	7%
K-12 Education	6%
Accounting	4%
Pharmaceuticals	3%
Retail Stores	3%
Investment/Portfolio Management	3%
Financial Services	2%
Insurance	2%
Transportation & Logistics	2%
Government	2%
Manufacturing	2%
Non-Profit	2%
Other	20%

Job Function

Healthcare Services	41%
Education/Teaching/Training	10%
Sales	6%
Accounting	4%
Counseling	3%
Finance	3%
Logistics & Supply Chain	3%
Administration	2%
Marketing	2%
Information Technology	2%
Data & Analytics	2%
Research	2%
Lab Work/Science	2%
Management	2%
Consulting	2%
Other	14%

Relevance to Major

92% of the respondents indicated that this position was related to their major. By schools, the respondents who indicated that their position was at least somewhat related to their major:

Arts	71%
Business	94%
Education	96%
Health Sciences	96%
Music	63%
Nursing	94%
Pharmacy	99%
Sciences	85%

Where Are They Working?

Pennsylvania	72%
Midwest (WI, MO, KS, IA, MN, NE, MI, OH, IN, ND, SD, IL)	6%
Northeast (ME, VT, NY, NH, CT, MA, NJ, RI)	6%
South (NC, SC, KY, TN, GA, FL, AL, AR, LA, MS)	4%
Mid-Atlantic (MD, VA, WV, DE, DC)	4%
Southwest (CO, AZ, TX, OK, NM)	3%
West (CA, HI, WA, OR, AK, MT, ID, UT, NV, WY)	2%
Outside the U.S.	3%

Salary Information

Starting salary information was provided by **310** respondents who indicated that they would be employed full time at graduation. **77** respondents indicated that they received a signing bonus.

Average Salary	\$70,810
Median Salary	\$64,500

Average Signing Bonus	\$7,551
Median Signing Bonus	\$8,000

Average Salary by Schools

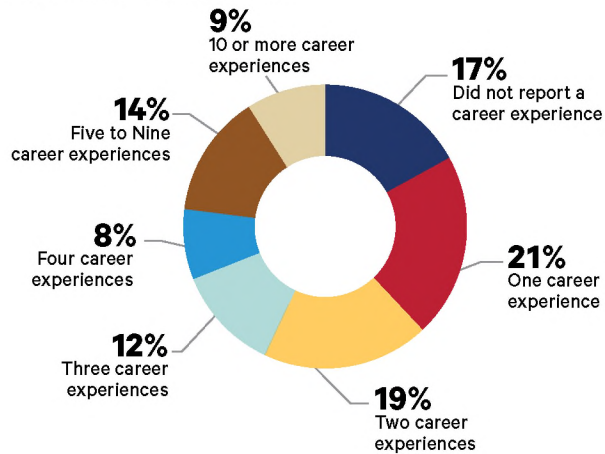
Arts	\$65,815
Business	\$64,109
Education	\$53,717
Health Sciences	\$65,602
Music	\$43,051
Nursing	\$77,357
Pharmacy	\$92,162
Sciences	\$58,854

How Our Graduates Secured Employment

Internet job listings	26%
Networking (faculty, family, friends, etc.)	24%
Hired from internship	19%
Handshake	3%
Job Fairs	3%
Other	25%

Career Related Experiences

83% of the respondents reported having one or more internship or career related work experiences. Of students reporting internship experiences, the average number reported per student is four.



Approximately **39%** of those experiences were taken for academic credit, as reported by the respondent. **60%** of the reported career related work experiences were paid versus **40%** that were unpaid.

By schools, those who reported taking at least one internship or career related experience:

Arts	72%
Business	86%
Education	81%
Health Sciences	82%
Music	82%
Nursing	82%
Pharmacy	99%
Sciences	75%

Graduate Study

23% of the respondents indicated that they would be attending graduate school.

76% of the students will be attending Duquesne University. Additionally, the most frequently reported schools were:

Carnegie Mellon University
 Lake Erie College of Osteopathic Medicine
 Point Park University
 University of Pittsburgh

Degrees

Masters	72%
Doctorate	25%
Other	3%

Fields of Study

Health	35%
Arts and Humanities	18%
Sciences	13%
Business	13%
Education	10%
Law	5%
Engineering	4%
Medical	2%

