

**Duquesne University**  
**Unrestricted Statements of Activities**  
**For The Fiscal Years Ended June 30, 2021 to 2025**  
(in thousands)

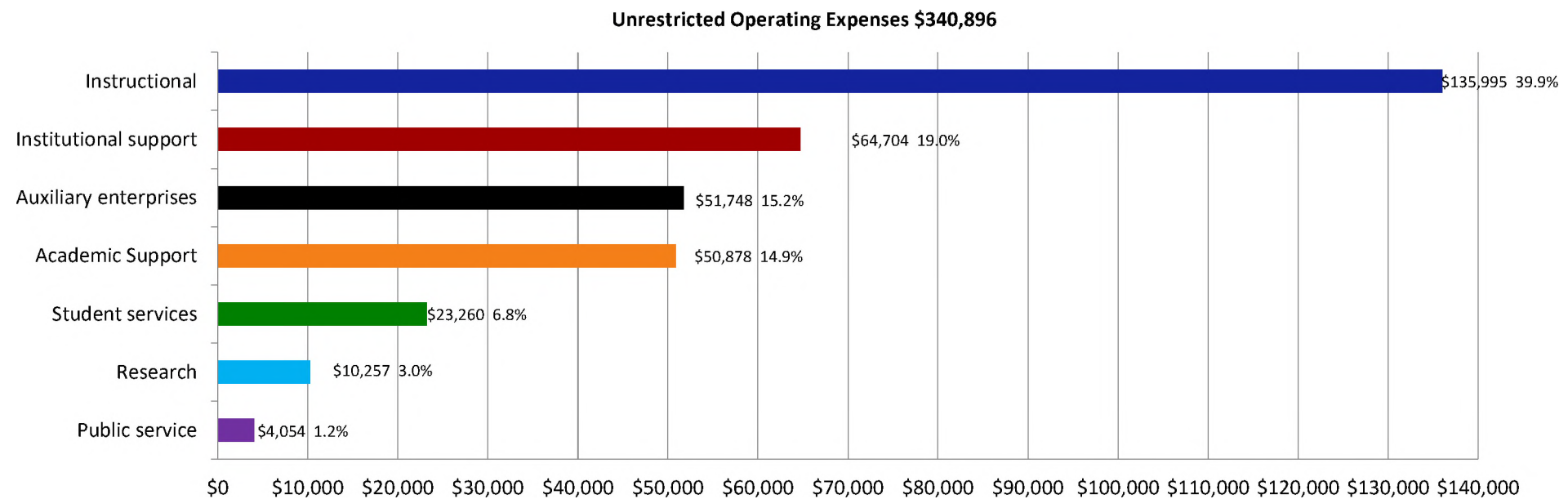
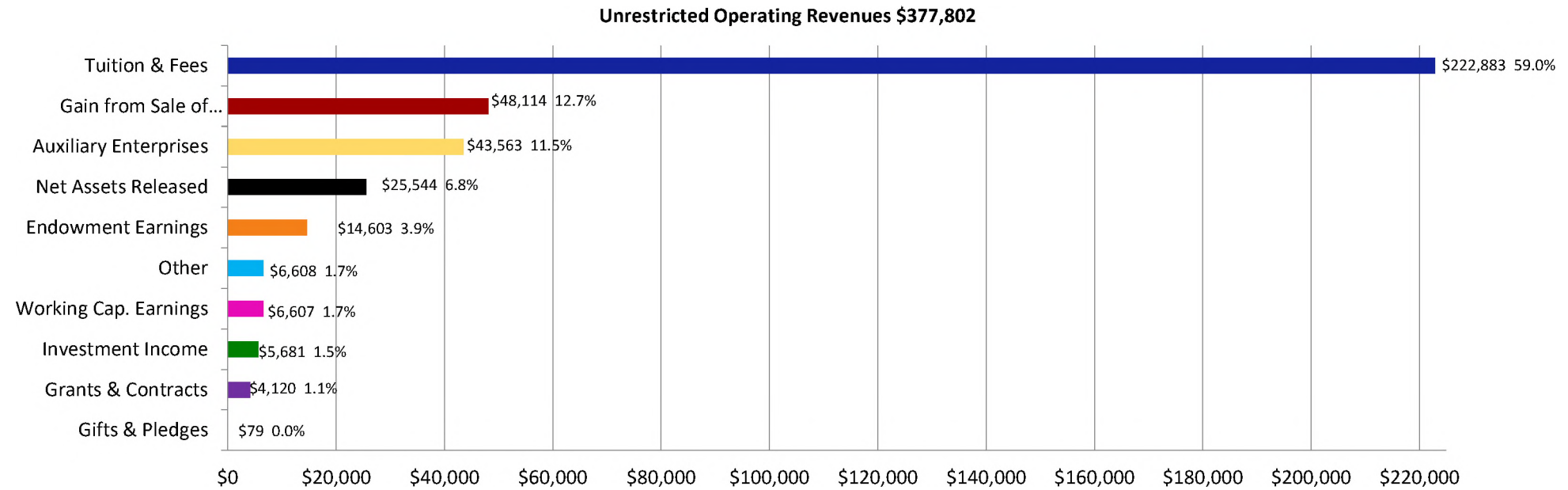
	2021	2022	2023	2024	2025
<b>OPERATING REVENUES:</b>					
Tuition and fees, net	\$220,786	\$215,440	\$212,950	\$214,857	\$222,883
Auxiliary enterprises, net <sup>1</sup>	20,713	29,542	36,077	44,154	43,563
Grants and contracts	3,100	3,452	3,847	4,074	4,120
Gifts and pledges	-	268	68	503	79
Endowment earnings distributed for operations	3,611	16,036	15,371	10,397	14,603
Working capital earnings distributed for operations	157	7,852	7,489	4,012	6,607
Investment income (loss)	262	(68)	5,023	6,501	5,681
Gain from the sale of property, plant, and equipment	-	-	2,000	-	48,114
Other	3,908	6,489	5,925	5,733	6,608
Net assets released from restrictions <sup>2</sup>	46,213	29,314	27,769	41,469	25,544
<b>Total operating revenues</b>	<b>\$298,750</b>	<b>\$308,325</b>	<b>\$316,519</b>	<b>\$331,700</b>	<b>\$377,802</b>
<b>OPERATING EXPENSES:</b>					
Instructional	\$115,931	\$118,472	\$123,412	\$133,595	\$135,995
Institutional support	53,114	53,194	55,121	58,777	64,704
Auxiliary enterprises <sup>1</sup>	37,901	42,291	45,513	50,559	51,748
Academic support	37,748	39,973	40,357	42,912	50,878
Student services	31,680	19,874	20,174	21,819	23,260
Public service	3,498	4,046	3,353	3,509	4,054
Research	7,746	10,619	10,480	10,531	10,257
<b>Total operating expenses</b>	<b>\$287,618</b>	<b>\$288,469</b>	<b>\$298,410</b>	<b>\$321,702</b>	<b>\$340,896</b>
<b>EXCESS OF OPERATING REVENUES OVER EXPENSES</b>	<b>\$11,132</b>	<b>\$19,856</b>	<b>\$18,109</b>	<b>\$9,998</b>	<b>\$36,906</b>
Operating Margin	3.7%	6.4%	5.7%	3.0%	9.8%
<b>NONOPERATING REVENUES AND EXPENSES:</b>					
Gifts and pledges	(\$5)	\$74	\$123	(\$5)	(\$3)
Return (loss) on investments	98,451	(36,348)	29,810	41,785	46,957
Endowment earnings distributed for operations	(3,611)	(16,036)	(15,371)	(10,397)	(14,603)
Working capital earnings distributed for operations	(157)	(7,852)	(7,489)	(4,012)	(6,607)
Net periodic benefit cost other than service cost	55	1,014	-	-	-
Costs associated with separation agreements	(3,475)	(737)	(97)	(1,093)	(490)
Gain (loss) on defeasance of debt	(367)	(27)	855	-	-
Net assets released from restrictions	(15)	(15)	-	-	-
Other	-	-	(392)	(377)	(154)
<b>Net non-operating revenues and expenses</b>	<b>90,876</b>	<b>(59,927)</b>	<b>7,439</b>	<b>25,901</b>	<b>25,100</b>
<b>CHANGE IN UNRESTRICTED NET ASSETS</b>	<b>102,008</b>	<b>(40,071)</b>	<b>25,548</b>	<b>35,899</b>	<b>62,006</b>
<b>UNRESTRICTED NET ASSETS - Beginning of year</b>	<b>\$380,736</b>	<b>\$482,744</b>	<b>\$442,673</b>	<b>\$468,221</b>	<b>\$504,120</b>
<b>UNRESTRICTED NET ASSETS - End of Year</b>	<b>\$482,744</b>	<b>\$442,673</b>	<b>\$468,221</b>	<b>\$504,120</b>	<b>\$566,126</b>

<sup>1</sup> Primarily room, board, and parking.

<sup>2</sup> Primarily donor restricted gifts, sponsored research, and donor restricted endowments distributed for operations.

Source: Independent Auditors' Reports, Years Ended June 30, 2021 to 2025

**Duquesne University**  
**Unrestricted Operating Revenues and Expenses**  
**Fiscal Year Ended June 30, 2025**  
(in thousands)



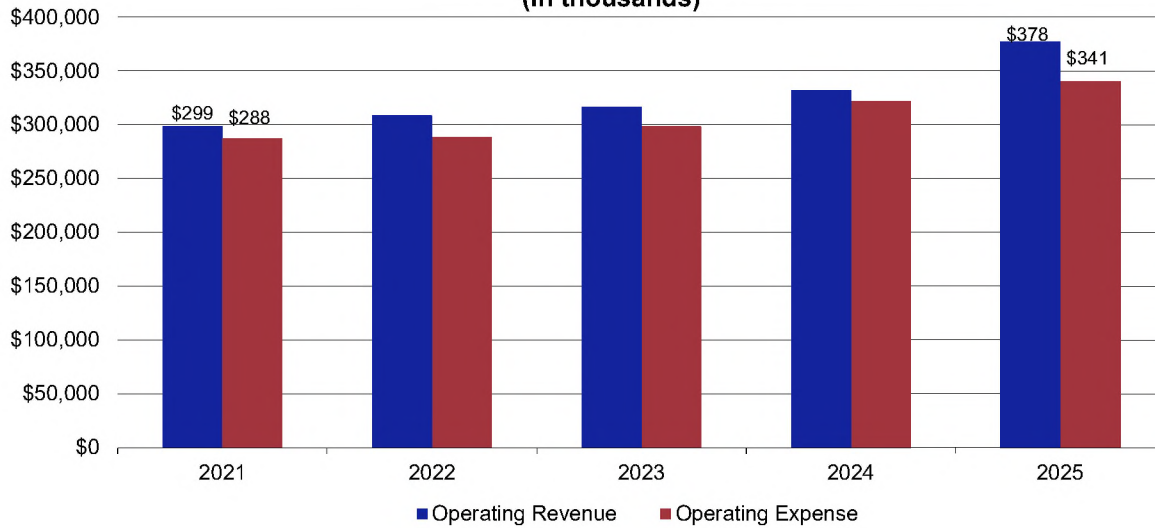
Source: Independent Auditors' Report, Year Ended June 30, 2025

# Duquesne University

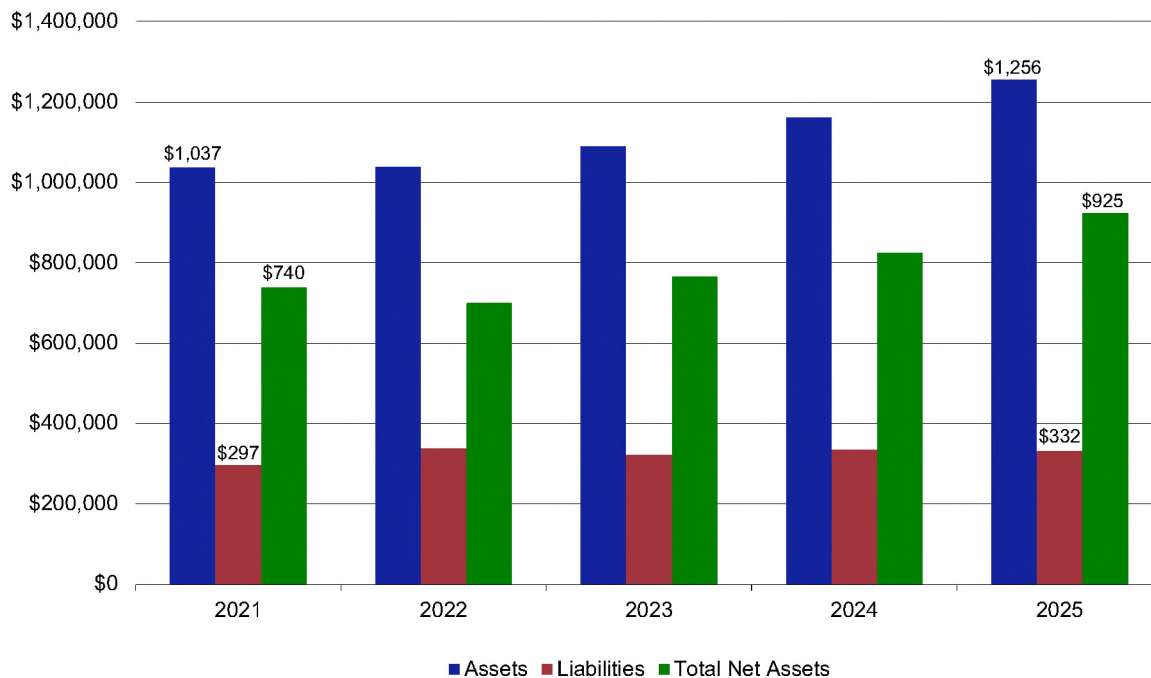
## Financial Summary Statement

### Fiscal Years 2021 to 2025

#### Unrestricted Operating Revenue and Expense Fiscal Years Ended June 30 (in thousands)



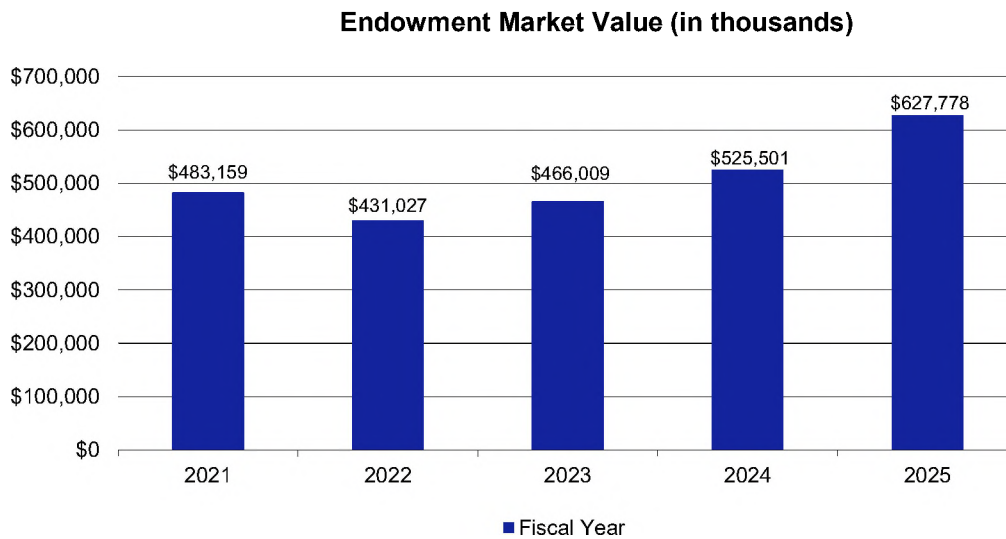
#### Summary of Financial Position Fiscal Years Ended June 30 (in thousands)



Source: Independent Auditors' Reports

# Duquesne University Endowment Statistics Fiscal Years 2021 to 2025

	2021	2022	2023	2024	2025
Market Value <sup>1,2</sup> (in thousands)	\$483,159	\$431,027	\$466,009	\$525,501	\$627,778
Endowment/FTE Student	\$58,282	\$55,133	\$60,710	\$67,337	\$78,728
Endowment Spending Rate	4.25%	4.25%	4.25%	4.25%	4.25%
Endowment Income Distributed (in thousands)	\$9,654	\$22,973	\$25,168	\$17,801	\$22,788
Endowment (1 year) Rate of Return	34.8%	-10.9%	10.1%	12.8%	12.5%



<sup>1</sup> Composite with True Endowment and Quasi Endowment

<sup>2</sup> Excludes Pledges

Sources: NACUBO Endowment Study; Investment Manager's Endowment Reports; Duquesne University Census Reports; Independent Auditors' Reports

**Duquesne University**  
**Endowment and Other Long-Term Investments Comparison per FTE**  
**Nationally Ranked Catholic Universities <sup>1</sup>**  
**Fiscal Year Ending June 30, 2024**

	Endowment and Other Long-Term Investments (in thousands)	Full Time Equivalent (FTE) <sup>2</sup>	Endowment and Other Long-Term Investments per FTE
University of Notre Dame	\$17,897,379	12,922	\$1,385
Boston College	\$3,777,900	14,146	\$267
Georgetown University	\$3,638,443	17,579	\$207
Santa Clara University	\$1,555,250	8,456	\$184
Villanova University	\$1,335,361	9,096	\$147
Saint Louis University	\$1,879,430	13,001	\$145
Creighton University	\$782,588	7,672	\$102
Marquette University	\$996,986	10,292	\$97
The Catholic University of America	\$388,077	4,134	\$94
University of San Diego	\$714,021	7,750	\$92
University of St Thomas	\$697,445	7,638	\$91
<b>Duquesne University</b>	<b>\$661,012</b>	<b>7,804</b>	<b>\$85</b>
Fairfield University	\$458,824	5,552	\$83
University of Dayton	\$866,738	11,011	\$79
Loyola Marymount University	\$722,705	9,682	\$75
Fordham University	\$1,024,789	14,621	\$70
University of San Francisco	\$568,825	8,398	\$68
Loyola University Chicago	\$1,060,033	15,791	\$67
Gonzaga University	\$451,883	6,873	\$66
DePaul University	\$1,019,343	19,028	\$54
St. John's University-New York	\$819,408	15,371	\$53
Seattle University	\$318,305	6,114	\$52
Seton Hall University	\$351,827	8,292	\$42
<b>Average of Benchmark (Excluding Duquesne)</b>	<b>\$1,878,435</b>	<b>10,610</b>	<b>\$160</b>
<b>Duquesne's Difference from Group</b>	<b>(\$1,217,423)</b>	<b>(2,806)</b>	<b>(\$75)</b>

<sup>1</sup> List of US News and World Report's top twenty-three Nationally Ranked Catholic Universities.

<sup>2</sup> Fall 2023 Full Time Equivalent (FTE)

Sources: 2024 NACUBO Endowment Study; National Center for Education Statistics, IPEDS

**Duquesne University**  
**Tuition, Fees, Room and Board Rate Schedule**  
**Fiscal Years 2025 and 2026**

	FY 2025	FY 2026	Description/Comments
<b>Academic Year (Full-time Students)</b>			
Undergraduate Tuition	\$48,986	\$51,068	Liberal Arts, Education, Business, Nursing, Science & Engineering
UG Double Occupancy Room & Board	\$16,374	\$17,070	Spiritan Division, Health Sciences (SS), BS Pharm. Sciences, Health Administration, Biomedical Engineering, BS/BA Public Health and BS Health Sciences
<b>Total</b>	<b>\$65,360</b>	<b>\$68,138</b>	
Undergraduate Tuition	\$56,266	\$58,658	Health Sciences Professional Programs
UG Double Occupancy Room & Board	\$16,374	\$17,070	
<b>Total</b>	<b>\$72,640</b>	<b>\$75,728</b>	
Undergraduate Tuition	\$51,478	\$53,666	Pre-Professional Pharmacy (years 1-2)
UG Double Occupancy Room & Board	\$16,374	\$17,070	
<b>Total</b>	<b>\$67,852</b>	<b>\$70,736</b>	
Undergraduate Tuition	\$54,504	\$56,820	Music
UG Double Occupancy Room & Board	\$16,374	\$17,070	
<b>Total</b>	<b>\$70,878</b>	<b>\$73,890</b>	
<b>Undergraduate Tuition</b>			
Undergraduate Tuition per Credit	\$385	\$401	High School Students Studying at Duquesne (ACHI)
Undergraduate Tuition per Credit	\$1,182	\$1,232	Non-degree, Military Programs
Undergraduate Tuition per Credit	\$1,623	\$1,692	Liberal Arts, Education, Spiritan Division, Business, Science & Engineering, Nursing, Biomedical Engineering, Health Administration, BS/BA Public Health, BS Health Sciences, & BS Pharmaceutical Sciences
Undergraduate Tuition per Credit	\$1,876	\$1,956	Health Science
Undergraduate Tuition per Credit	\$1,623	\$1,692	Pre-Pharmacy
Undergraduate Tuition per Credit	\$1,914	\$1,995	Doctor of Pharmacy - Traditional Day Pathway (Years 3-6)
Undergraduate Tuition per Credit	\$1,742	\$1,816	Music
Tuition per Course	\$385	\$401	Duquesne in High School Program (3 credit course)
Tuition per Course	\$511	\$533	Duquesne in High School Program (4 credit course)
Tuition per Course	\$640	\$667	Duquesne in High School Program (5 credit course)
Tuition per Course	\$1,437	\$1,498	ESL
Tuition per Course	\$1,061	\$1,106	Paralegal
Undergraduate Tuition per Semester	\$21,084	\$21,980	Nursing 2nd Degree
Undergraduate Tuition per Semester	\$15,815	\$16,487	Nursing 2nd Degree (16-Month Pathway)
Undergraduate Tuition per Semester	\$11,250	\$11,728	Nursing 2nd Degree (2-Year Pathway)
Undergraduate Tuition per Credit	\$1,210	\$1,261	Nursing 2nd Degree
<b>Graduate Tuition</b>			
Graduate Tuition per Credit	\$1,236	\$1,288	Nursing Discount
Graduate Tuition per Credit	\$1,203	\$1,254	MS in Leadership and Non-degree (includes Military)
Graduate Tuition per Credit	\$1,188	\$1,238	Summer Law
Graduate Tuition per Credit	\$1,138	\$1,186	MAcc, MS AIM/Mgmt/Finance, SCM, Higher Ed Admin, Comp Sci, ENTR Cert, Executive Leadership Cert, MS Entrepreneurial Leadership
Graduate Tuition per Credit	\$1,269	\$1,323	Professional MBA
Graduate Tuition per Credit	\$1,079	\$1,125	Professional MBA (15% corporate discount)
Graduate Tuition per Credit	\$1,534	\$1,599	Liberal Arts, Post Bacc PMHPP, MM Music Therapy, MS Math
Graduate Tuition per Credit	\$1,515	\$1,579	Education
Graduate Tuition per Credit	\$1,605	\$1,673	MS in Health Administration
Graduate Tuition per Credit	\$1,765	\$1,840	Science & Engineering, Nursing & MS BME
Graduate Tuition per Credit	\$1,818	\$1,895	Health Sciences (PT, PA, OT, SLP)
Graduate Tuition per Credit	\$1,364	\$1,421	Health Sciences (OTD) (Final Year)
Graduate Tuition per Credit	\$1,914	\$1,995	Doctor of Pharmacy - Online Program
Graduate Tuition per Credit	\$2,053	\$2,140	Music
Graduate Tuition per Credit	\$2,050	\$2,137	Pharmaceutical Sciences
Graduate Tuition per Credit	\$1,961	\$2,044	Health Care Ethics Certificate
Graduate Tuition per Credit	\$1,313	\$1,438	MS in Biomedical Science
Graduate Tuition per Credit	\$2,064	\$2,152	Law
Graduate Tuition per Semester	\$21,709	\$22,632	Law PT Day and Evening
Graduate Tuition per Semester	\$20,543	\$21,416	One-Year MBA
Graduate Tuition per Semester	\$28,248	\$29,449	Law Day
Graduate Tuition per Semester	\$16,308	\$17,000	LLM
Graduate Tuition per Semester	\$11,600	\$11,600	Masters & PhD - Duquesne-China Health Institute (DCHI)
Graduate Tuition per Semester	\$21,000	\$23,000	MS in Biomedical Science
Graduate Tuition per Semester	\$30,685	\$31,989	Doctor of Osteopathic Medicine
Graduate Tuition per Semester	\$3,275	\$3,414	Business Analytics Fundamentals Microcredential
Graduate Tuition per Semester	\$4,268	\$4,448	SOBA Business Essentials Microcredential
<b>Fees</b>			
Fee per Credit	\$151	\$157	Tuition Remission/Exchange Administrative Fee
Fee per Semester	\$585	\$610	Law
Fee per Semester	\$277	\$289	Pharmacy Student Activity Fee- Professional Phase only
Fee per Semester	\$889	\$927	Continuous Registration: Master's-Thesis & Doctoral Students
Fee per Semester	\$1,925	\$2,007	Tuition Remission/Exchange Administrative Fee Full-Time Undergraduate, Nursing 2nd Degree Students, One-Year MBA
Fee per Semester	\$750	\$750	COM/MS Biomedical Science - Network, Technology & Administrative Fee
Fee per Student	\$303	\$316	New Student Fee



**Duquesne University**  
**Tuition, Fees, Room and Board Rate Schedule**  
**Fiscal Years 2025 and 2026 (cont.)**

Living Learning Centers		FY 2025	FY 2026	Description/Comments
Assumption, St. Ann, & Towers				
Per Semester - Undergrad/Grad - Modified Triple				
Room		\$2,936	\$3,061	<div>Meal Plan Options</div> <div>The semester Board rate of \$3,944 reflects the pricing of the following meal plans:</div> <div><ul style="list-style-type: none"><li>• 275-meal plan with a \$200 declining balance</li><li>• 225-meal plan with a \$275 declining balance</li><li>• 200-meal plan with a \$375 declining balance</li><li>• 175-meal plan with a \$400 declining balance</li></ul></div> <div>An alternative semester Board Rate of \$4,169 reflects the pricing of the following meal plan:</div> <div><ul style="list-style-type: none"><li>• 175-meal plan with a \$700 declining balance</li></ul></div>
Board		\$3,783	\$3,944	
Total Room & Board		\$6,719	\$7,005	
Per Semester - Undergrad/Grad - Triple				
Room		\$3,534	\$3,684	
Board		\$3,783	\$3,944	
Total Room & Board		\$7,317	\$7,628	
Per Semester - Undergrad/Grad - Double				
Room		\$4,404	\$4,591	
Board		\$3,783	\$3,944	
Total Room & Board		\$8,187	\$8,535	
Per Semester - Undergrad/Grad - Single				
Room		\$6,540	\$6,818	
Board		\$3,783	\$3,944	
Total Room & Board		\$10,323	\$10,762	
Per Semester - Vickroy - Triple				
Room		\$3,726	\$3,884	
Board		\$3,783	\$3,944	
Total Room & Board		\$7,509	\$7,828	
Per Semester - Vickroy - Double				
Room		\$4,621	\$4,817	
Board		\$3,783	\$3,944	
Total Room & Board		\$8,404	\$8,761	
Per Semester - Vickroy - Single				
Room		\$6,857	\$7,148	
Board		\$3,783	\$3,944	
Total Room & Board		\$10,640	\$11,092	
Per Semester Des Places - Three Bedroom Suite with 3 students per Bedroom				
Room		\$3,726	\$3,884	
Board		\$3,783	\$3,944	
Total Room & Board		\$7,509	\$7,828	
Per Semester Des Places - Three Bedroom Suite with 2 students per Bedroom				
Room		\$4,499	\$4,690	
Board		\$3,783	\$3,944	
Total Room & Board		\$8,282	\$8,634	
Per Semester Des Places - Two Bedroom Suite with 3 students per Bedroom				
Room		\$4,096	\$4,270	
Board		\$3,783	\$3,944	
Total Room & Board		\$7,879	\$8,214	
Per Semester Des Places - Two Bedroom Suite with 2 students per Bedroom				
Room		\$4,933	\$5,143	
Board		\$3,783	\$3,944	
Total Room & Board		\$8,716	\$9,087	
Per Semester Des Places - One Bedroom Suite with 3 students				
Room		\$4,489	\$4,680	
Board		\$3,783	\$3,944	
Total Room & Board		\$8,272	\$8,624	
Per Semester Des Places - One Bedroom Suite with 2 students				
Room		\$5,407	\$5,637	
Board		\$3,783	\$3,944	
Total Room & Board		\$9,190	\$9,581	

**Duquesne University**  
**Tuition Increase Schedule**  
**Fiscal Years 2022 to 2026**

	2022	2023	2024	2025	2026
<b>Duquesne University</b>	<b>3.90%</b>	<b>4.25%</b>	<b>3.90%</b>	<b>3.90%</b>	<b>4.25%</b>
National Catholic Benchmark <sup>1</sup>	2.50%	3.43%	4.50%	4.22%	3.99%
Regional Catholic Benchmark <sup>2</sup>	2.04%	3.14%	3.70%	3.51%	3.59%
Key Competition Benchmark <sup>3</sup>	1.81%	2.78%	3.19%	3.14%	3.97%
Average of Benchmarks	2.24%	3.22%	4.04%	3.84%	3.89%

**Duquesne University**  
**Room and Board Increase Schedule**  
**Fiscal Years 2022 to 2026**

	2022	2023	2024	2025	2026
<b>Duquesne University</b>	<b>3.90%</b>	<b>4.24%</b>	<b>5.94%</b>	<b>4.83%</b>	<b>4.25%</b>
National Catholic Benchmark <sup>1</sup>	3.29%	3.48%	7.04%	4.97%	4.01%
Regional Catholic Benchmark <sup>2</sup>	1.84%	2.60%	2.78%	3.39%	3.55%
Key Competition Benchmark <sup>3</sup>	2.32%	2.87%	4.40%	2.65%	3.34%
Average of Benchmarks	2.66%	3.09%	5.31%	3.97%	3.73%

<sup>1</sup> List of US News and World Report's top twenty-three Nationally Ranked Catholic Universities.

<sup>2</sup> List of US News and World Report's top ten Regionally Ranked Catholic Universities in the North.

<sup>3</sup> List of the top fifteen institutions where Duquesne enrolled freshmen were accepted but did not attend, as well as those institutions where non-matriculated accepted freshmen enrolled.



**Duquesne University**  
**Consolidated Tuition and Fees Increase Schedule: Benchmarks**  
**Fiscal Year 2026**

National Catholic Benchmark <sup>1</sup>					Regional North Catholic Benchmark <sup>2</sup>					Key Competition Benchmark <sup>3</sup>				
	FY2026		FY2025	% Change		FY2026		FY2025	% Change		FY2026		FY2025	% Change
Boston College	\$ 73,508	\$	70,702	3.97%	Providence College	\$ 65,960	\$	63,550	3.79%	Saint Joseph's University	\$ 55,380	\$	53,260	3.98%
Georgetown University	71,338		68,017	4.88%	Loyola University (MD)	59,150		57,150	3.50%	<b>Duquesne University</b>	<b>51,068</b>		<b>48,986</b>	<b>4.25%</b>
Villanova University	70,826		67,776	4.50%	University of Scranton	55,438		53,983	2.70%	University of Delaware <sup>5</sup>	43,220		41,400	4.40%
University of Notre Dame	67,607		65,025	3.97%	Saint Joseph's University	55,380		53,260	3.98%	Ohio State University <sup>5</sup>	42,423		40,022	6.00%
Fordham University	67,452		64,915	3.91%	Manhattan University <sup>4</sup>	55,000		52,830	4.11%	Robert Morris University	37,150		35,970	3.28%
Loyola Marymount University	65,367		62,357	4.83%	Salve Regina University	52,230		50,100	4.25%	University at Buffalo (SUNY) <sup>5</sup>	32,366		31,536	2.63%
Santa Clara University	63,514		61,293	3.62%	<b>Duquesne University</b>	<b>51,068</b>		<b>48,986</b>	<b>4.25%</b>	West Virginia University <sup>4, 5</sup>	30,432		28,608	6.38%
University of San Diego	62,420		59,486	4.93%	Siena College	47,990		46,580	3.03%	Ohio University <sup>5</sup>	25,796		24,838	3.86%
University of San Francisco	62,312		60,492	3.01%	St. Bonaventure University	43,505		41,735	4.24%	Kent State University <sup>5</sup>	23,872		23,082	3.42%
Catholic University of America	60,416		58,378	3.49%	Le Moyne College	41,946		40,330	4.01%	Temple University <sup>6</sup>	23,723		23,011	3.09%
Fairfield University	60,410		58,350	3.53%	Niagara University	40,180		39,345	2.12%	University of Pittsburgh <sup>6</sup>	22,736		21,926	3.69%
Seattle University	58,965		56,721	3.96%						Pennsylvania State University <sup>6</sup>	21,098		20,644	2.20%
Saint Louis University	57,960		55,760	3.95%						Indiana University of Pennsylvania <sup>6</sup>	11,724		11,380	3.02%
Gonzaga University	57,250		55,480	3.19%						Commonwealth University of Pennsylvania <sup>6</sup>	11,519		11,046	4.28%
University of St. Thomas (MN)	56,460		54,398	3.79%						West Chester University <sup>6</sup>	11,464		10,775	6.39%
Loyola University (IL)	56,060		53,710	4.38%						Slippery Rock University <sup>4, 6</sup>	10,568		10,568	0.00%
St. John's University	55,640		53,020	4.94%										
Seton Hall University (NJ)	55,040		53,170	3.52%										
Marquette University	53,270		51,170	4.10%										
<b>Duquesne University</b>	<b>51,068</b>		<b>48,986</b>	<b>4.25%</b>										
Creighton University	50,960		48,856	4.31%										
University of Dayton	50,610		49,140	2.99%										
DePaul University	47,676		45,999	3.65%										
<b>AVERAGE (excluding Duquesne)</b>				<b>3.99%</b>	<b>AVERAGE (excluding Duquesne)</b>				<b>3.59%</b>	<b>AVERAGE (excluding Duquesne)</b>				<b>3.97%</b>

<sup>1</sup> List of US News and World Report's top twenty-three Nationally Ranked Catholic Universities.

<sup>2</sup> List of US News and World Report's top ten Regionally Ranked Catholic Universities in the North.

<sup>3</sup> List of the top fifteen institutions where Duquesne enrolled freshmen were accepted but did not attend, as well as the those institutions where non-matriculated accepted freshmen enrolled.

<sup>4</sup> Source: Institution's web site.

<sup>5</sup> Out-of-state Tuition and Fee pricing.

<sup>6</sup> In-State Tuition and Fee pricing.

Source: US News' Website: <https://www.usnews.com/best-colleges> for current, College Navigator for historical.

**Duquesne University**  
**Consolidated Room and Board Increase Schedule: Benchmarks**  
**Fiscal Year 2026**

National Catholic Benchmark <sup>1</sup>					Regional North Catholic Benchmark <sup>2</sup>					Key Competition Benchmark <sup>3</sup>				
	FY2026		FY2025	% Change		FY2026		FY2025	% Change		FY2026		FY2025	% Change
Fordham University	\$ 25,200	\$	24,090	4.61%	Salve Regina University	\$ 19,500	\$	18,550	5.12%	University at Buffalo (SUNY)	\$ 18,064	\$	17,426	3.66%
Loyola Marymount University	23,520		22,026	6.78%	Manhattan University	19,150		18,800	1.86%	Saint Joseph's University	17,090		16,240	5.23%
St. John's University	21,710		20,600	5.39%	Loyola University (MD) <sup>4</sup>	18,690		17,670	5.77%	<b>Duquesne University</b>	<b>17,070</b>		<b>16,374</b>	<b>4.25%</b>
Georgetown University <sup>4</sup>	21,202		20,596	2.94%	Providence College	18,470		17,840	3.53%	University of Delaware	15,974		15,386	3.82%
Fairfield University <sup>4</sup>	20,790		19,838	4.80%	University of Scranton	17,858		17,380	2.75%	Pennsylvania State University	15,524		14,474	7.25%
Santa Clara University	20,553		19,893	3.32%	Siena College	17,260		17,085	1.02%	Temple University <sup>4</sup>	15,280		14,744	3.64%
Catholic University of America <sup>4</sup>	20,374		19,490	4.54%	Saint Joseph's University	17,090		16,240	5.23%	West Chester University	15,268		14,828	2.97%
DePaul University	19,896		19,095	4.19%	<b>Duquesne University</b>	<b>17,070</b>		<b>16,374</b>	<b>4.25%</b>	Ohio State University	15,252		14,738	3.49%
Boston College	19,290		18,916	1.98%	Le Moyne College	16,782		16,210	3.53%	Ohio University	14,740		14,162	4.08%
Seton Hall University (NJ)	18,600		17,970	3.51%	St. Bonaventure University	15,910		15,300	3.99%	University of Pittsburgh	14,720		13,620	8.08%
Villanova University	18,520		17,694	4.67%	Niagara University	13,740		13,400	2.54%	West Virginia University <sup>4</sup>	14,582		14,582	0.00%
University of San Francisco <sup>4</sup>	18,490		17,910	3.24%						Kent State University	14,036		13,794	1.75%
University of Notre Dame	18,438		17,900	3.01%						Indiana University of Pennsylvania <sup>4</sup>	13,350		13,286	0.48%
University of San Diego <sup>4</sup>	18,230		17,270	5.56%						Robert Morris University	13,330		13,100	1.76%
Loyola University (IL.)	17,330		17,010	1.88%						Commonwealth University of Pennsylvania	11,968		11,868	0.84%
University of Dayton <sup>4</sup>	17,230		16,800	2.56%						Slippery Rock University	11,098		10,902	1.80%
<b>Duquesne University</b>	<b>17,070</b>		<b>16,374</b>	<b>4.25%</b>										
Marquette University	16,900		16,490	2.49%										
Gonzaga University	16,630		15,730	5.72%										
Seattle University	16,620		15,702	5.85%										
Saint Louis University	15,820		15,280	3.53%										
University of St. Thomas (MN)	15,117		14,969	0.99%										
Creighton University	14,453		13,652	5.87%										
<b>AVERAGE (excluding Duquesne)</b>				<b>4.01%</b>	<b>AVERAGE (excluding Duquesne)</b>				<b>3.55%</b>	<b>AVERAGE (excluding Duquesne)</b>				<b>3.34%</b>

<sup>1</sup> List of US News and World Report's top twenty-three Nationally Ranked Catholic Universities.

<sup>2</sup> List of US News and World Report's top ten Regionally Ranked Catholic Universities in the North.

<sup>3</sup> List of the top fifteen institutions where Duquesne enrolled freshmen were accepted but did not attend, as well as the those institutions where non-matriculated accepted freshmen enrolled.

<sup>4</sup> Source: Institution's web site.

Source: US News' Website: <https://www.usnews.com/best-colleges> for current, College Navigator for historical.